

News in Climate Science and Exploring Boundaries

A Policy brief on
developments
since the IPCC AR4
report in 2007

Policy Studies



News in Climate Science and Exploring Boundaries

A Policy brief on developments since the IPCC AR4 report in 2007

This report has been prepared by

Netherlands Environmental Assessment Agency PBL
Royal Netherlands Meteorological Institute KNMI
Wageningen University and Research Centre WUR

With contributions from:

Energy research Centre of the Netherlands ECN
ECOFYS
Utrecht University UU
Free University of Amsterdam VU

The report is made possible with a financial contribution of the Netherlands Research Programme on Scientific Assessment and Policy Analysis for Climate Change (WAB) to the sub-projects '*News in climate science since IPCC AR4 - the Climate System*' and '*Exploring the boundaries of climate change*'.

A list of authors and acknowledgements is represented in Annex 1.



Netherlands Environmental Assessment Agency



Royal Netherlands
Meteorological Institute
Ministry of Transport, Public Works
and Water Management



News in Climate Science and Exploring Boundaries

© Netherlands Environmental Assessment Agency (PBL), Bilthoven, November 2009
PBL publication number 500114013

Corresponding Author: Leo Meyer; leo.meyer@pbl.nl

Parts of this publication may be reproduced, providing the source is stated, in the form:
Netherlands Environmental Assessment Agency, Adapting EU governance for a more sustainable future.

This publication can be downloaded from our website: www.pbl.nl/en. A hard copy may be ordered from: reports@pbl.nl, citing the PBL publication number.

The Netherlands Environmental Assessment Agency (PBL) is the national institute for strategic policy analysis in the field of environment, nature and spatial planning. We contribute to improving the quality of political and administrative decision-making by conducting outlook studies, analyses and evaluations in which an integrated approach is considered paramount. Policy relevance is the prime concern in all our studies. We conduct solicited and unsolicited research that is both independent and always scientifically sound.

Office Bilthoven
PO Box 303
3720 AH Bilthoven
The Netherlands
Telephone: +31 (0) 30 274 274 5
Fax: +31 (0) 30 274 44 79

Office The Hague
PO Box 30314
2500 GH The Hague
The Netherlands
Telephone: +31 (0) 70 328 8700
Fax: +31 (0) 70 328 8799

E-mail: info@pbl.nl
Website: www.pbl.nl/en

Contents

- Summary 7
- Samenvatting 9
- 1 Introduction 11
- 2 News in climate science since the IPCC Fourth Assessment Report 2007 13
 - 2.1 The global climate system 13
 - 2.2 Impacts and vulnerability to climate change 19
 - 2.3 Mitigation and stabilisation 20
- 3 Exploring the boundaries of climate change 23
- 4 Policy options to respond to rapid climate change 27
- Annex 1 Authors and acknowledgements 30
- References 31

Summary

- The IPCC Fourth Assessment Report of 2007 (AR4), today, still offers a solid scientific base for climate policy-making. However, there are risks that climate change may happen faster - or may have more severe impacts – than expected. Therefore, it is recommended to increase climate monitoring efforts, and investigate policy response options addressing these risks.

The IPCC Fourth Assessment Report (2007) assessed worldwide scientific literature on all aspects of climate change, of the period from 2000 to 2006. The report is intensively used for underpinning international climate policy-making. Since 2006, a large and increasing amount of new literature has appeared, raising the question of whether the IPCC knowledge, based on literature until 2006, is still adequate for the UNFCCC Copenhagen Climate summit in 2009. Our report offers an assessment of scientific peer-reviewed literature, over the period of 2006 to 2009 on a selection of topics from IPCC AR4. The authors have concluded that the IPCC report of 2007 still provides a valid scientific base for climate policy in 2009. Although there are indications that, in some cases, climate change may have more severe impacts, or may occur faster than projected by the IPCC, there are no grounds for doubting the validity of the main conclusions of the IPCC, with regard to the climate system, impacts, vulnerability, adaptation and mitigation.

Findings from science

- Global warming continues. Eight of the ten warmest years in recorded history have occurred since 2000, although the rate at which global average temperature increases has slowed down significantly over the last decade, compared to the average increase between 1975 and 2008. Recent publications show that this is due to natural variations that are well understood. Claims that global warming has stopped since 1998 are at odds with long-term observations, which show comparable variations on similar timescales. It is expected that, in the longer term, warming will continue. According to several solar physicists, the sun may enter a stage of very low activity. Global temperature increase due to human influence might be tempered by 0.2 °C in the coming decades, but long-term projections of global warming in IPCC 2007 remain unchanged.
- IPCC concluded in 2007 that global warming, since the middle of the 20th century, has very likely been due to human influence on the global climate. This statement is still robust, even when taking into account peer-reviewed scientific literature expressing doubts on this relation.
- Greenland and Antarctica tend to lose more ice than was presented in the IPCC AR4 report. Observations in the period from 2002 to 2009 show that the mass loss of both ice sheets has accelerated over time, implying that the ice sheets contributions to sea level rise also becomes larger over time. For 2100, the high-end projection for global mean sea level rise is higher (0.55 -1.1 metres) than global estimates, as reported by the IPCC AR4 (0.25-0.76 metres), compared to 1990 levels. This implies a rise along the Dutch coast of 0.40 to 1.05 metres, by 2100.
- Sea ice retreat and thinning in the Arctic are continuing much faster than was reported in the IPCC AR4.
- The uptake of CO₂ by land and sea is relatively decreasing; compared to the 1990s, on a global level, biosphere and ocean sinks of CO₂ have remained more or less stable during the period from 2000 to 2007, but CO₂ emissions from fossil fuels have grown strongly and, therefore, the fraction of emissions being sequestered by the biosphere and the oceans is declining.
- Large-scale ecosystem changes due to climate change are becoming more apparent, but lack of data and monitoring limit systematic assessment.
- Coral Reefs are severely threatened by ocean acidification by CO₂ and increasing temperatures.
- The growth in global greenhouse gas emissions increased steeply from 2000 to 2004, compared to the 1990s, but slowed down considerably after 2004. This is partly due to mitigation measures. The economic crisis is expected to cause a decrease in global CO₂ emission of 3 %, in 2009, compared to 2008.
- This study reaffirms the IPCC 2007 conclusion that global mitigation potentials could offset the expected growth in emissions, or even to reduce emissions below current levels, in the coming decades. Reductions of 20 to 50% below baselines are possible, at costs of less than 100 USD/tonne avoided CO₂, by 2030.
- The 2 °C target requires that peaking of global greenhouse gas emissions happens no later than around 2020. New low-stabilisation scenarios, together, have shifted the range of the peaking years for global greenhouse gas emissions from between 2000 and 2015, as indicated in the IPCC AR4 report, to between 2010 and 2020.

Risk of overestimation or underestimation of future climate change

A doubling of the CO₂ concentration since the pre-industrial era is most likely to lead to an average global increase of 3 °C. There is a chance that this number will be lower, and that future human induced global warming will happen slower than anticipated by the IPCC. In that case, negative impacts will be smaller than is generally assumed for policy responses. However, the odds that the increase will be higher than 3 °C, are greater, due to several mechanisms in the climate system that may accelerate global warming. Therefore, the chance of underestimation of the future increase in global temperature is larger than of overestimation.

Exploring policy responses to accelerated climate change

Further analysis shows that there are indeed risks of accelerated climate change that were not fully elaborated by the IPCC AR4, and more attention in the literature is given to potentially irreversible processes. The literature mentions ‘tipping points’ – in this report referred to as ‘eventualities’, such as rapid release of methane from the sea bed, and the collapse of the West Antarctic Ice Sheet and the Amazon rain forest. These processes, even if they are less likely to happen, may have very large impacts and, therefore, pose a considerable risk – both globally and regionally. In general, current climate policy responses as implemented and/or proposed under UNFCCC and national programmes, do not take these risks explicitly into account. This study explores the possible policy responses portfolio that might deal with rapid climate change: accelerated mitigation, geoengineering, and enhanced adaptation.

The thinking about policy responses to address these risks is generally still in its infancy. Accelerated mitigation will reach its limits, with regard to social acceptability and time needed to replace capital goods and change infrastructures. Some geoengineering options, such as solar radiation management by injecting aerosols into the stratosphere on a massive scale, may be perceived as a cheap ‘emergency cooling’ while simultaneously posing new and unknown risks to the global climate system. Emergency adaptation is the last way out, but this also has its limitations that today are still largely unknown.

Recommendations

Building on the initial explorations and findings in this report, the authors recommend:

- To find early warning signals of climate tipping points and to develop or improve climate monitoring systems needed for detecting these signals;
- To further investigate policy options to respond to the risks of accelerated climate change, including aspects of timeliness, effectiveness and governance, on national and international scales. Such an analysis should include possible strategies for dealing with geoengineering;
- Specifically for the Netherlands, the risks of extreme sea level rise and river flooding have already been adequately

taken into account in national adaptation policy, but it is recommended to investigate impacts on public health, agriculture, and ecosystems, and their policy response options in case of accelerated or extreme climate change.

Samenvatting

- Het Vierde Assessment Report van het IPCC van 2007 (AR4) biedt thans nog steeds een stevige wetenschappelijke basis voor het maken van klimaatbeleid. Er zijn echter risico's dat klimaatverandering sneller kan verlopen – of ernstiger gevolgen kan hebben – dan verwacht. Daarom wordt aanbevolen om meer inspanningen te plegen op het gebied van klimaatmonitoring en te beleidsopties te onderzoeken hoe met deze risico's om te gaan.

Het Vierde Assessment Report van het IPCC van 2007 heeft de wereldwijde wetenschappelijke literatuur over alle aspecten van klimaatverandering van 2000 tot in 2006 geëvalueerd. Het rapport wordt intensief gebruikt voor onderbouwing van internationaal klimaatbeleid. Sinds 2006 is een grote en toenemende hoeveelheid nieuwe literatuur verschenen, die de vraag heeft opgeroepen of de IPCC kennis, die gebaseerd is op de literatuur tot in 2006, nog wel toereikend is voor de UNFCCC klimaattop in 2009. Dit rapport geeft een evaluatie van wetenschappelijke 'peer-reviewed' literatuur verschenen in de periode 2006-2009 over een selectie van onderwerpen uit het IPCC AR4 rapport. De auteurs concluderen dat het IPCC rapport van 2007 nog steeds een geldige basis levert voor klimaatbeleid in 2009.

Hoewel er aanwijzingen zijn dat in sommige gevallen klimaatverandering ernstiger gevolgen zou kunnen hebben, of sneller zouden kunnen plaatsvinden dan voorzien door het IPCC, zijn er geen gronden om te twifelen aan de hoofdconclusies van het IPCC met betrekking tot het klimaatsysteem, gevolgen, kwetsbaarheid, en het tegengaan van en aanpassing aan klimaatverandering.

Bevindingen uit de wetenschap

- De opwarming van de aarde gaat verder. Sinds 2000 zijn acht van de tien warmste jaren uit de geregistreerde geschiedenis van de temperatuur voorgekomen, hoewel de snelheid van de temperatuurstijging het laatste decennium aanzienlijk is afgenomen vergeleken met de gemiddelde stijging tussen 1975 en 2008. Recente publicaties laten zien dat dit komt door goed begrepen natuurlijke variaties.
- De claim dat de wereldwijde opwarming is gestopt sinds 1998 is in tegenspraak met de lange termijn – observaties, die vergelijkbare schommelingen laten zien op overeenkomstige tijdschalen. Voor de lange termijn wordt verwacht dat de opwarming verder doorzet.
- Volgens sommige zonne-fysici zou de zon een stadium van heel lage activiteit in kunnen gaan. De wereldwijde opwarming zou hierdoor de komende tientallen jaren met 0.2 °C kunnen worden afgeremd, maar de lange-termijn projecties van opwarming van IPCC 2007 blijven ongewijzigd.
- IPCC heeft in 2007 vastgesteld dat het opwarmen van de aarde sinds het midden van de 20^e eeuw zeer waarschijnlijk veroorzaakt is door de invloed van de mens op het wereldwijde klimaat. Deze conclusie is nog steeds robuust, ook met in achtname van de 'peer reviewed' wetenschappelijke literatuur die deze relatie in twijfel trekt.
- Groenland en Antarctica neigen meer ijs te verliezen dan het IPCC AR4 aangeeft. Waarnemingen in de periode van 2002 tot 2009 laten zien dat het afname van ijsmassa's op beide continenten versnellen. Dit betekent dat de bijdrage van landijs aan de zeespiegelstijging aan het toenemen is.
- De hoogste schatting voor de zeespiegelstijging in 2100 ten opzichte van 1990 is hoger (0.55-1.1 meter) dan het IPCC AR4 vermeldt (0.25-0.76 meter). Voor Nederland betekent dit een stijging van 0.40 - 1.05 meter in 2100.
- Het zee-ijs in het Noordpoolgebied trekt zich veel sneller terug en wordt veel dunner dan aangegeven in het IPCC AR4.
- De opname van CO₂ door land en zee neemt relatief af; vergeleken met 1990 zijn de 'sinks' (opnamereservoirs) van de biosfeer en oceanen min of meer stabiel gebleven in de periode 2000-2007, maar de CO₂ uitstoot van fossiele brandstoffen is sterk toegenomen. Daarom neemt het relatieve aandeel van deze emissies dat door de biosfeer en oceanen wordt opgenomen af.
- Veranderingen in grootschalige ecosystemen ten gevolge van klimaatverandering worden steeds zichtbaarder, maar gebrek aan gegevens en monitoring beperken een systematische evaluatie.
- Koraalriffen worden ernstig bedreigd door verzuring van de oceanen en de toename van de temperatuur.
- De wereldwijde groei van broeikasgas-emissies nam sterk toe tussen 2000 en 2004 vergeleken met de jaren

negentig, maar liet daarna een opmerkelijke daling zien. Dit komt voor een deel door mitigatie-maatregelen. De economische crisis zal naar verwachting leiden tot een afname van de CO₂ emissies van 3 %, in 2009 ten opzichte van 2008.

- Deze studie herbevestigt de conclusies van IPCC 2007 dat de wereldwijde mitigatie-potentiële voldoende zijn om de verwachte groei in emissies de komende tientallen jaren te kunnen compenseren, of de emissies zelfs terug te dringen tot onder de huidige niveaus. In 2030 zijn reducties van 20 tot 50 % mogelijk met maatregelen tegen kosten tot 100 dollar per vermeden ton CO₂ ten opzichte van een situatie zonder die maatregelen.
- Het 2 °C doel vereist dat de piek van de wereldwijde broeikasgas-emissies niet later optreedt dan rond 2020. In het IPCC AR4 rapport, werd geschat dat deze piek tussen 2000 en 2015 zou moeten optreden. Nieuwe lage-stabilisatie scenario's komen uit op een periode tussen 2010 en 2020.

Het risico van overschatting of onderschatting van toekomstige klimaatverandering

Het is het meest waarschijnlijk dat een verdubbeling van de CO₂ concentratie sinds het pre-industriële tijdperk zal leiden tot een wereldgemiddelde toename in de temperatuur van 3 °C.

De kans bestaat dat dit cijfer lager uitvalt en dat de toekomstige, door de mens veroorzaakte opwarming langzamer zal plaatsvinden dan voorzien door het IPCC. In dat geval zullen de negatieve gevolgen kleiner zijn dan waar de beleidsreacties van uit gaan.

De kans is echter groter dat dit cijfer hoger zal uitvallen dan 3 °C omdat er verschillende mechanismen zijn die opwarming van de aarde kunnen versnellen. De kans op een onderschatting van de toekomstige opwarming is dus groter dan die van een overschatting.

Verkenning van beleidsreacties op versnelde klimaatverandering

Verdere analyse toont aan dat er inderdaad risico's van versnelde klimaatverandering zijn die niet volledig in beschouwing zijn genomen door het IPCC AR4, en dat er nu meer aandacht in de literatuur wordt gegeven aan mogelijk onomkeerbare processen. De literatuur noemt 'tipping points' (kantelpunten) - in dit rapport omschreven als 'eventualiteiten' - zoals het snel ontsnappen van methaan van de zeebodem, en de afbraak van de West-Antarctische ijskap en het Amazone regenwoud. Deze processen kunnen zeer grote gevolgen hebben en houden een aanzienlijk risico in, zowel wereldwijd als plaatselijk, zelfs als het minder waarschijnlijk is dat zij zullen optreden. In het algemeen houden de beleidsmaatregelen zoals ingevoerd en/of voorgesteld onder het VN-Klimaatverdrag, of in nationale programma's, niet expliciet rekening met deze risico's. De studie verkent beleidsmaatregelen die een mogelijk antwoord zouden kunnen geven op snelle klimaatverandering:

versnelde vermindering van de broeikasgas-uitstoot (mitigatie), 'geo-engineering', en intensievere adaptatie.

Het denken over beleidsmaatregelen om ons tegen deze risico's in te dekken staat in het algemeen nog in de kinderschoenen. Versnelde mitigatie heeft zijn grenzen wat betreft de sociale aanvaardbaarheid, en ook wat betreft de tijd die nodig is om kapitaalgoederen te vervangen en infrastructurele veranderingen aan te brengen. Sommige 'geo-engineering' opties, zoals tegenhouden van de zonnestraling door aërosolen (kleine deeltjes) in de stratosfeer te injecteren op groter schaal, zouden kunnen worden gezien als een goedkope 'noodkoeling' terwijl er gelijktijdig nieuwe en onbekende risico's in het klimaatstelsel van de aarde worden geïntroduceerd. Nood-adaptatie maatregelen zijn de laatste oplossing maar ook deze hebben beperkingen die vandaag nog grotendeels onbekend zijn.

Aanbevelingen

Op grond van deze eerste verkenningen en bevindingen in dit rapport bevelen de auteurs het volgende aan:

- Signalen proberen op te sporen die vroegtijdig kunnen waarschuwen voor 'tipping points', en ontwikkelen en verbeteren van monitoring systemen die nodig zijn om die signalen vast te kunnen stellen.
- Verder uitzoeken van beleidsalternatieven voor het omgaan met de risico's van versnelde klimaatverandering, daarbij inbegrepen de aspecten van tijdigheid, effectiviteit, en bestuur op nationale en internationale schaal. Een dergelijke analyse moet ook ingaan op de mogelijke strategieën met betrekking tot 'geo-engineering'.
- Nederland is met het nationale adaptatiebeleid voldoende ingedekt tegen de risico's van extreme zeespiegelstijging en overstromingen door rivieren, maar het wordt aanbevolen om ook de gevolgen voor de volksgezondheid, landbouw en natuur te onderzoeken en de mogelijkheden van beleidsmaatregelen in geval van versnelde of extreme klimaatverandering.

Introduction



After the publication of the Fourth Assessment Report (AR4) of the IPCC in 2007, a large number of new scientific publications on climate science have appeared. Several publications mention a possible acceleration of the melting of sea ice, a faster increase in CO₂ emissions, compared to the most extreme IPCC scenarios, and ‘tipping points’ in the climate system leading to globally or regionally irreversible changes. However, other publications claim that global warming is slowing down, and suggest a possible global cooling in the future. Some of these publications have had a lot of attention, either from the scientific community or in the media. Scientists and NGOs have raised the question of whether the Fourth Assessment Report of the IPCC is still up to date, which has raised concerns under policymakers who have to take decisions at the upcoming UN Climate Summit in Copenhagen, in December of this year. The European Union requested that the IPCC (Bali 2007) would prepare an update for the Copenhagen summit, but the IPCC declined, because the time span was too short. The next assessment reports of the IPCC will appear in 2013 and 2014, while crucial decisions have to be taken much earlier, at the Copenhagen meeting.

These concerns also surfaced in the Dutch Parliament, in 2008. Questions were asked of the Dutch Environment Minister, Mrs Jacqueline Cramer, of how to deal with extreme climate change that might go beyond the careful conclusions of the IPCC AR4 report 2007. In response, Mrs Cramer requested the Netherlands Environmental Assessment Agency (PBL) to evaluate new scientific insights regarding the IPCC conclusions of 2007, to provide views on possible

acceleration of climate change, and analyse policy response options. To this end, PBL formed a consortium of scientific institutions. This consortium evaluated a selection of scientific news on selected topics in the areas of the climate system, impacts and vulnerability, and mitigation. The topics were selected on the basis of either being key to the development of climate science and/or receiving broad societal and media attention.

This report is, by no means, intended as a comprehensive assessment of all areas covered by the IPCC (Chapter 2) and has several limitations: it was not able to address the huge flow of literature on mitigation, adaptation, finance and technology (peer-reviewed and grey literature) that has become available in the lead-up to the Copenhagen climate summit, because of constraints on time and resources. It does address key messages from the IPCC AR4 report on emissions, emission reduction potentials and costs, and low stabilisation scenarios.

In addition to the scientific assessment part in Chapter 2, developments are discussed that may cause – or be perceived as – extreme climate change. Aspects, such as impacts, timing, likelihood, and the ‘level of scientific understanding’ are discussed in Chapter 3.

Building on the previous chapters, the policy implications of extreme climate change scenarios are explored, including ‘crash’ emission reductions, emergency adaptation, and geoengineering options (Chapter 4).

Text box 1: Annexes and links to background documents

Annex 1 contains a list of authors and acknowledgements.

Annex 2 contains a full list of literature references, grouped according to the chapters and sections to this report. A version of the report without this very lengthy annex is also available from the Internet.

This study is largely based on background documents covering an evaluation of over a 1000 scientific articles (most of them peer reviewed). These background reports, which have undergone external review by selected experts, are available from the following websites:

- http://www.knmi.nl/samenw/cop15/News_in_climate_science_physical_basis.pdf (background to section 2.1)
- http://www.knmi.nl/samenw/cop15/Exploring_the_boundaries_of_climate_change.pdf (background to chapter 3)
- http://www.ess.wur.nl/UK/newsagenda/news/policy_options_to_respond_to_rapid_climate_change (background to chapter 4)

2

News in climate science since the IPCC Fourth Assessment Report 2007

2.1 The global climate system

2.1.1 Introduction

This chapter has been based on peer-reviewed literature, between 2006 and September 2009. In addition, peer-reviewed scientific literature has been assessed in which doubts are expressed on the importance of human influence on global warming. No reasons were found to deviate from the finding of the IPCC in 2007, that global warming since the middle of the 20th century is very likely to be due to human influence on the global climate¹. The selected topics are: decadal variability: past and future (Section 2.1.2); sea level rise, ice sheets, glaciers, and sea ice (Section 2.1.3); climate changes due to solar variability (Section 2.1.4); the carbon cycle (Section 2.1.5); and climate sensitivity and feedbacks (Section 2.1.6).

2.1.2 Decadal variability: past and future

Claims that global warming has stopped since 1998, are at odds with long-term observations.

Eight of the ten warmest years in recorded history have occurred since 2000. The observed global mean temperature trend in the period from 1975 to 2008 was 0.17 ± 0.03 °C per decade, or 0.20 ± 0.04 °C per decade, depending on the data set used. The calculated trends for the 1998-2008 period range from -0.02 ± 0.09 /decade (based on CRU-data, see Figure 2.1) to 0.12 ± 0.12 °C per decade (based on data from NASA, see Figure 2.1). The recent trend is significantly lower than the long-term trend over the last three decades, for several reasons. This period starts with a strong El Niño in 1998, increasing global temperature with approximately 0.25 °C, and ended with a significant La Niña in 2008, lowering temperature with approximately 0.15°C. Moreover, the land

temperature trend continued unabatedly upwards, while the reconstructed ocean surface temperatures showed a slowdown – for example, in the Southern Ocean, a region with downward trends over the last 11 years. The CRU data have incomplete coverage, with large gaps in the Arctic. The NASA data provides a more complete representation of the Arctic, by taking spatial correlation into account through extrapolating and interpolating in space. The NASA representation suggests the greatest increases in temperature in the Arctic, in the last decade. This difference between CRU and NASA data is the main cause for the difference in trend of the last ten years.

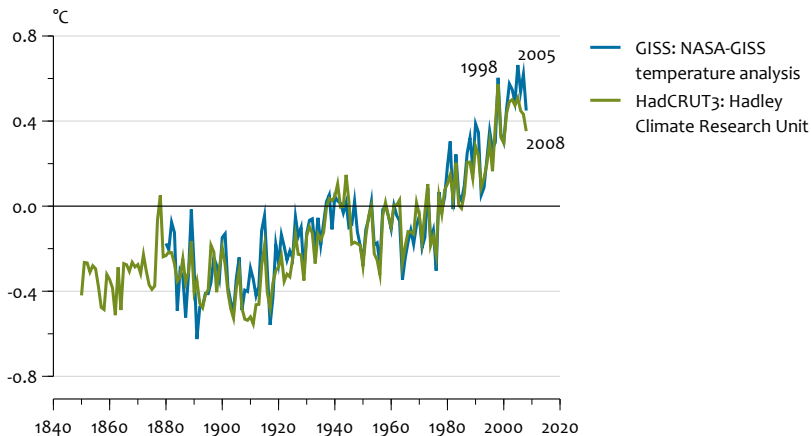
The observed temperature trend in Western Europe, over the last decades, appears about two times higher than the global average. It is suggested that both regional feedbacks and decreased aerosol loading of the atmosphere have played a role.

Since the IPCC AR4, the scientific community has put much effort into investigating the underlying causes of regional climate change, which are of the utmost importance for regional projections. Apart from the relation with global average climate change, the search has been for regional feedbacks amplifying or attenuating the change. In Western Europe, the observed temperature trend over the last decades appears much higher than the global average, by about a factor of two. In winter and spring, higher temperatures are caused by changes in atmospheric circulation, tending to more westerlies in the observations than was calculated by the models. In spring and summer, there is an increase in the amount of solar radiation that reaches the ground, partly due to lower aerosol concentrations. This is underrepresented by state-of-the-art GCMs.

The relatively fast near-surface warming of the Arctic, the 'Arctic amplification', due to the well-known surface-albedo feedback, might also be reinforced by changes in atmospheric heat transport into the Arctic surface.

The near-surface warming of the Arctic was almost twice as high as the global average, over the past decades. A recent study examined the vertical structure of temperature change

¹ 'There is very high confidence that the net effect of human activities since 1750 has been one of warming. Most of the observed increase in global average temperatures since the mid 20th century is very likely due to the observed increase in anthropogenic GHG concentrations. It is likely that there has been significant anthropogenic warming over the past 50 years, averaged over each continent (except Antarctica)', IPCC Fourth Assessment Synthesis Report 2007.



Temperature anomalies compared to 1961 to 1990 average, according to the Hadley Centre (Met Office)/Climate Research Unit (HadCRUT3) and NASA Goddard Institute for Space Studies (GISS). The CRUT3 data on land have incomplete coverage, with large gaps in the Arctic. The NASA data provides a more complete representation of the Arctic, which has warmed rapidly, especially over the last decade. This largely explains the significant differences between the data sets of the past 10 years.

in the Arctic during the late twentieth century, using reanalysis data, and found evidence for temperature amplification well above the surface. Therefore, it was concluded that part of the Arctic temperature amplification cannot be linked to the surface-albedo feedback mechanism, and that changes in atmospheric heat transport into the Arctic surface, in the summer half-year, may be an important cause.

In contrast to the conclusion of the IPCC AR4 that Antarctica was the only continent where no evident global warming had been observed, a recent study concluded that the trend in average surface temperature in both West and East Antarctica were positive for 1957 to 2006.

Also, the average warming of the Antarctic continent is comparable to that in the Southern Hemisphere as a whole. However, the sparseness and short time span of the observations hamper the conclusion of this study. In particular, the extent to which circulation changes in the Southern Hemisphere play a role in temperature trends over Antarctica is still a matter of scientific debate.

Although, since the IPCC AR4, the first steps have been taken in making model-based decadal predictions of forced and natural climate change, this development is still in its infancy. To produce decadal predictions it is essential that climate models are initialised with the best estimates of the current observed state of the atmosphere, oceans, cryosphere, and land surface. Extended hindcast experiments show the feasibility of decadal predictions. However, future prospects of decadal predictability depend crucially on improved models and data, such as the ARGO network: a network of 3000 drifting buoys, observing the ocean in three dimensions.

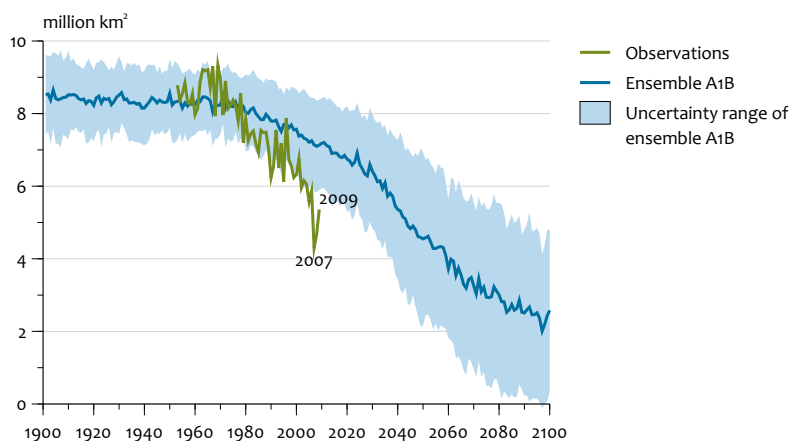
For the next few years, expectations with respect to the average global temperature increase have not changed much. The year 2009 is expected to be warmer than 2008. If the sun is entering a stage of very low activity, global temperature increase due to anthropogenic greenhouse gas emissions might be tempered by probably 0.2 °C, within two or three decades.

This coming winter is predicted to see the re-emergence of El Niño, thus, one would expect 2009 to be warmer than 2008. For the coming decades, projected rising levels of greenhouse gases, as well as the behavior of solar activity, are important. The best estimate of the effect of anthropogenic influence is 0.2 °C per decade (IPCC, 2007). If predictions by some solar physicists that the sun is entering a stage of very low activity, for a period of two to seven decades, become reality, global temperature increases might be tempered by about 0.2 °C, within two or three decades (see also Section 2.1.4). However, after recovery of solar activity, the temperature increase will be accelerated, as anthropogenic and solar forcing will both point in the direction of global warming. In case of a 'normal' solar behavior, the global temperature rise will be influenced by an approximate 11-year fluctuation of the order of 0.05 °C. These projections may alter due to natural internal factors, such as volcanic eruptions and El Niño events.

2.1.3 Sea level rise, ice sheets, glaciers, and sea ice

Since the IPCC AR4, many studies have been published concerning the various contributions to sea level rise, as an important aspect of climate change, in terms of impact on society.

For the 1961-2003 period, the global sea level rise budget due to melting land ice is still not closed; in the IPCC AR4 it is stated that the explained (attributed) sea level rise is 0.7 mm/yr less than the observed sea level rise.



Minimum Arctic Sea Ice extent. Observations (green) vs. the average according to models using an 'average' SRES scenario (A1B) and their uncertainty ranges, as reported in the IPCC AR4. Sea ice retreat and thinning in the Arctic continue much faster than in the IPCC range.

There is a tendency towards a larger Greenland and Antarctic loss of ice mass than presented in the IPCC AR4 report. The emerging picture is that we have moved from a more or less steady ice mass, towards conditions of significant retreat, for both the Greenland and Antarctic ice sheets.

Current mass changes in Antarctica are dominated by the retreat of specific basins in West Antarctica. The rapid retreat along the south-eastern side of Greenland, reported in the IPCC AR4 report, has stopped; nevertheless, the total mass loss in Greenland has increased. The lubrication effect (i.e. meltwater increasing the ice flow velocity) is more widespread than previously assumed, but probably not important for the contribution to sea level rise from the Greenland ice sheet. Current estimates of the contributions from both Greenland and Antarctica are 0.5 mm/yr each and, according to observations in the period 2002 to 2009, are accelerating over time. These contributions are much higher than presented in the IPCC AR4 report, which estimated a sea level drop, in future scenarios, due to changes in Antarctica. There is no convincing evidence to adjust estimates of the contributions of small glaciers to global sea level rise.

Data of ocean heat content have been updated and reanalysed: the heat content has increased in the 1969-2003 period, and reached a plateau in 2004 to 2008, rather than displaying an earlier reported period of cooling.

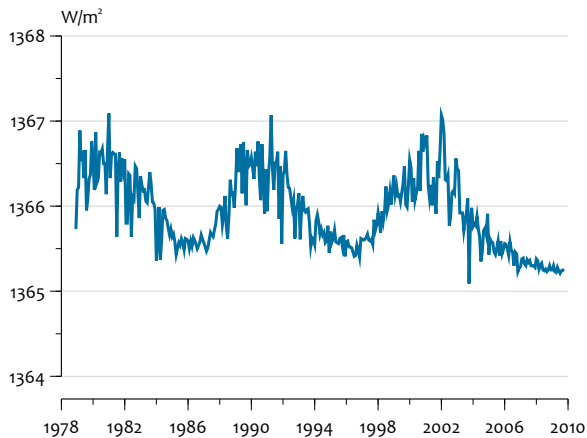
The heat content in the upper 700m has increased over the period from 1969 to 2003, by 0.24 to 0.41 x 10²² J/year. The earlier reported cooling in the 2004-2008 period has been assigned to two systematic biases in the ocean temperature data used. There is no convincing evidence to adjust estimates on the contribution of thermal expansion to global sea level rise.

For 2100, a plausible and physically-based high-end projection for average global sea level rise is higher than the global estimates reported by the IPCC AR4, being 0.25 to 0.76 metres (for the A1FI scenario), relative to 1990 levels, versus 0.55 to 1.1 metres, implying a rise along the Dutch coast of 0.40 to 1.05 metres.

These estimates are higher than those reported by the IPCC AR4, but lower than estimates on the rate of sea level rise during the Last Interglacial stage, of up to 1.4 to 1.9 metres per century. From the paleo climatological evidence, it is known that the rate of sea level rise can be much more than a metre per century, during periods with similar amounts of ice on Earth and temperatures around what might be expected for the near future. However, it is unclear to which extent this can be attributed to enhanced solar radiation in the Northern Hemisphere summers and to higher temperatures, both in combination with changed heat transports.

Sea ice retreat and thinning in the Arctic continue much faster than reported in the IPCC AR4.

Arctic ice coverage in the summer of 2007 reached a record minimum, with the ice surface area extent declining by 42%, compared to the average of the 1979-2000 period (see Figure 2.2). In 2008, the ice extent was slightly larger than in 2007, but still 34% below this average. In 2009, the ice extent was 690,000 square kilometres larger than the second-lowest extent in 2008, but still 1.68 million square kilometres below the 1979-2000 September average (in September the ice extent is at its minimum). Since 1979, the Arctic sea ice extent has been declining at a rate of 11 per cent, per decade. Not only did the ice extent reduce but so did the average thickness of the sea ice, which decreased strongly, increasing the vulnerability for further changes. The oldest ice has essentially disappeared, and 58% of the Multi-Year Ice (MYI) now consists of relatively young two- and three-year-old ice, compared to 35% in the middle of the 1980s. In addition, submarine sonar measurements (covering the central ~38% of the Arctic Ocean), showed an overall average winter ice thickness of 1.9 metres, in 2008, compared to 3.6 metres in 1980. Changes in



Total Solar Irradiance (TSI) from 1979 to 2009. We are experiencing a very deep solar minimum. This may result in a solar induced cooling of 0.2°C (max. 0.4°C) within 20 to 30 years.

atmospheric and ocean circulation increased the vulnerability of the sea ice, over the last ten years. Changing atmospheric patterns, such as the NAO circulation, would probably affect the sea ice in the Arctic, implying the possibility of a partial recovery over the next years, although this might be negated by the effect of increasing temperatures.

2.1.4 Climate changes due to solar variability

Recent studies either confirm or do not convincingly reject the conclusion (as stated in the IPCC AR4 report) that for the period from 1950 to 2005, it is very unlikely that solar radiation has had a significant warming effect.

Claims that heat radiated from the sun could account for more than 50% of the increase in the Earth's average temperatures, since 1950, are at odds with observations. The 11-year solar activity cycle is poorly correlated with temperatures, and plays a minor role, of the order of a few hundredth of a degree.

There are many ambiguities still to be resolved regarding the mechanism of cosmic rays - cloud cover variations due to solar (magnetic) activity.

Firstly, observations do not show clear connections between changes in cosmic rays and cloud amounts. For instance, there is no 11-year cycle in cloud amount, as seen in satellite measurements. Several studies focused on observations of clouds after sudden decreases in cosmic rays. Conclusions from these studies are quite diverse, ranging from no significant effects, to a 7% change in cloud liquid water about a week after the strongest events. Secondly, the transition between the ultra fine particles provided by cosmic rays and actual cloud condensation nuclei (CCN), is still a missing link. From a recent model perspective, the conclusion is that the hypothesised cosmic ray effect on CCN is too small to play a significant role in current climate change. Also, there is scientific debate about the altitude at which cosmic rays are potentially most effective in producing CCN. This is important with respect to the effects on the radiation balance: increasing low cloud formation acts as a cooling

factor of climate, whereas increasing high cloud formation has the opposite effect. In some recent studies, model simulations of aerosol nucleation under various atmospheric conditions point to the potential role of electrical charge for aerosol nucleation. The upper tropical troposphere is found to be a favored region for the production of CCN. This would make the total solar effect over the 11-year sunspot cycle weaker, or even at odds with the observations, in case of a very strong effect on high clouds. A few studies hypothesised the aa-index, a measure of the Earth's magnetic field, or derivatives to be potentially important for variations in global average temperature, but the physical explanations for this influence remain unclear. Moreover, the correlations found in the studies considered are either questionable, or based on erroneous assumptions.

The present solar minimum is characterised as very deep. In case of a quiet sun for decades (such as the Maunder Minimum or Dalton Minimum) this might be important to the temperature projections for the coming decades, that is, a solar induced cooling of the order of 0.2°C , within two to three decades.

The total solar irradiance (TSI) value of 1365.3 Wm^{-2} in the recent solar minimum (2008) has dropped 0.25 Wm^{-2} below the solar minimum of 1996, and 0.3 Wm^{-2} below the minimum of 1986 (i.e. both of the order of 0.02%), indicating that we are experiencing a very deep solar minimum (see Figure 2.3). This decrease in TSI is four times smaller than the change between solar maximum and solar minimum conditions. However, a long lasting period of solar inactivity, comparable to the Maunder Minimum, may result in a tempering of the projected warming, that is, a solar induced cooling of the order of 0.20°C (and 0.4°C as a maximum estimate) within two to three decades on top of the warming of 0.20°C per decade induced by human influence. After recovery of solar activity, the temperature increase will be accelerated, as anthropogenic and solar forcing will both point in the direction of global warming.

	1980s	1990s	2000-2005	2000-2007
Atmosphere	3.3 ± 0.1	3.2 ± 0.1	4.1 ± 0.1	4.2 ± 0.04
Fossil Fuels	5.4 ± 0.3	6.4 ± 0.4	7.2 ± 0.3	7.5 ± 0.4
Ocean	-1.8 ± 0.8	-2.2 ± 0.4	-2.2 ± 0.5	-2.3 ± 0.4
Biosphere	-0.3 ± 0.9	-1.0 ± 0.6	-0.9 ± 0.6	-1.1 ± 0.7
Sum	0	0	0	-0.1
Partitioning Biosphere:				
Land Use	1.4 (0.4 to 2.3)	1.6 (0.5 to 2.7)	N/A	1.5 ± 0.5
Land Sink	-1.7 (-3.4 to 0.2)	-2.6 (-4.3 to -0.9)	N/A	-2.6 ± 0.7
Uptake	65%	75%	N/A	65%

The global C-budget in the IPCC AR4 (Columns 1980s, 1990s and 2000-2005) and according to the Global Carbon Project (last column). Unit is Gt C. The last row indicates the relative uptake by the land and the ocean, compared to fossil fuel emissions. (N/A = not available.)

2.1.5 The Carbon Cycle

Since the IPCC AR4, there is a better understanding of the current land and ocean carbon budgets. The regional top down and bottom up estimates of the budgets are showing improved closure.

Often contradictory results were found when comparing estimates of biospheric uptake from measurements in forests and grasslands on a regional scale, with estimates inferred from atmospheric CO₂, the latter being known as the 'inverse' approach. The two approaches are closer together, indicating improved ability to verify the real input of GHG into the atmosphere.

Although old growth and tropical forests seem to take up more carbon than previously thought, there are indications that the airborne fraction of CO₂ emissions is increasing, which could indicate a declining sink strength of the ocean and/or the land.

Tropical ecosystems and old growth forests in both the tropics and the Northern Hemisphere may currently be strong sinks for CO₂, but the net terrestrial uptake in the Northern Hemisphere appears to play a smaller role than previously thought. Also, a drop in carbon uptake of the Southern Ocean and the Atlantic has been observed, but this could be due to long-term variability. Human-induced climate change may play a role in the Southern Ocean, where the poleward displacement and intensification of westerly winds, has enhanced the ventilation of carbon-rich waters, normally, isolated from the atmosphere, at least since 1980.

Compared to the 1990s, on a global level, natural land and ocean CO₂ sinks and land-use change emissions have remained more or less stable during the 2000-2007 period (see Table 2.1). However, emissions of fossil fuels have grown strongly and, therefore, the fraction of emissions being sequestered by the biosphere and the ocean is declining. With respect to the future, model results show a cumulative net land carbon uptake over the 21st century, but the uncertainty range remains large.

After a decade of no growth in methane (CH₄) concentration, in 2007 and 2008, the concentration increased again.

This is probably due to increased emissions from Northern Hemispheric sources, such as wetlands. It has been suggested that a large unknown source exists of methane from dry plants, but this has been disproved.

Large-scale fires and droughts, for instance, in Amazonia, but also at northern latitudes, can lead to significant decreases in carbon uptake.

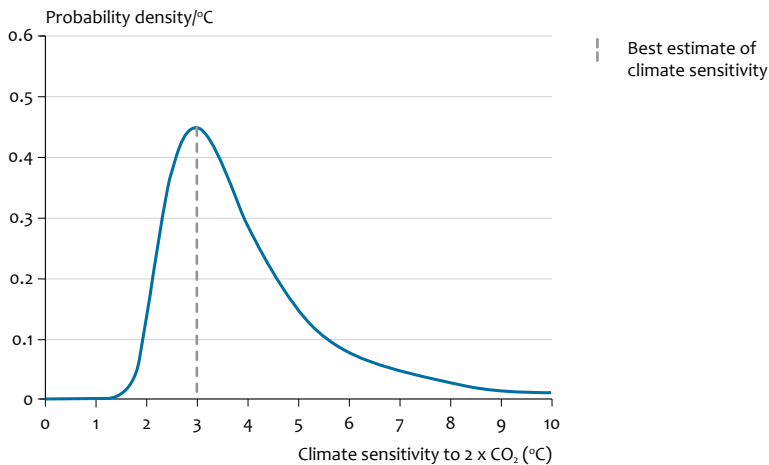
On land, a number of major droughts and fires in middle-latitude regions, between 2002 and 2005, appear to have contributed to a decrease in the terrestrial carbon sinks in these regions, over that period. The strong non-linear relation between droughts and fires and carbon emissions and deforestation, highlights a climate-carbon feedback that may lead to higher CO₂ concentrations if droughts become more frequent in the future.

There is growing evidence that increased nitrogen availability may be responsible for part of the current terrestrial sink.

Since the industrialisation, N deposition has increased, particularly in the eastern United States, Europe, and in South and East Asia. There is growing evidence that this increase may also be responsible for maintaining at least part of the current terrestrial sink. However, recent modelling studies of coupled C and N cycles suggest that the likelihood of greatly enhanced global CO₂ sequestration resulting from future changes in N deposition, is low. Even if N emissions were to follow the more pessimistic IPCC emission scenarios, these models show a decline in the terrestrial sink, compared to models that have no N cycle.

The amount of carbon stored in permafrost areas might be up to two times larger than previously thought.

A recent study shows that accounting for C stored deep in the permafrost, more than doubles previous high-latitude inventory estimates of carbon stocks, and puts the permafrost carbon stock at an equivalent of twice the atmospheric C pool. Also, it is shown that the losses over several decades negate increased plant carbon uptake at rates that could make permafrost a large biospheric carbon source in a warmer world, at an amount of around 1 Pg C/year.



Stylised probable distribution of climate sensitivity, based on the analysis of Roe and Baker (*Why is climate sensitivity so unpredictable?*, *Science*, 318, 629–632, 2007). The best estimate of climate sensitivity in this analysis is a rise of 3 °C due to a doubling of the CO₂ concentration, compared to the pre-industrial level. As the graph shows, the area to the left of the dotted line is smaller than the area on the right. In other words, the probability that the climate sensitivity is underestimated, compared to the best estimate of 3 °C, is larger than that the sensitivity is overestimated, due to the skewed form of the distribution.

Preservation of existing marine ecosystems could require a CO₂ stabilisation of as low as 450 ppmv.

Recent studies review available databases on regions, ecosystems, groups of organisms, and physiological processes believed to be most vulnerable to ocean acidification. They have concluded that ocean acidification (also see Chapter 3) and the synergistic impacts of other anthropogenic stressors provide great potential for widespread changes to marine ecosystems, and preservation of existing marine ecosystems could require a CO₂ stabilisation level that is lower than what might be chosen based on climate considerations alone.

2.1.6 Climate sensitivity

Recent studies that use information in a relatively complete manner, generally, confirm the likely range (66%) of the climate sensitivity to be between 2 and 4.5 °C, given by the IPCC AR4.

Since the IPCC AR4, the discussion concerning climate sensitivity has been focused on how to merge the constraints of various observations and how to deal with the uncertainty in total radiative forcing, mainly due to aerosol and solar forcing. With respect to combining different lines of evidence, the dependency of methods used is crucial for the determination of the likely range of climate sensitivity. Also, climate sensitivity may be time-dependent or state-dependent due to the fact that (some) feedbacks do not linearly scale with temperature. For example, in a much warmer world with little snow and ice, the ice surface albedo feedback would be different from that of today.

While a climate sensitivity below 1.5 °C is physically extremely unlikely, high values exceeding 6 °C cannot be excluded by the comparison of models with observations.

Due to the essentially skewed distribution, the probability that climate sensitivity is underestimated, compared to the

best estimate of 3 °C, is larger than that the sensitivity is overestimated (see Figure 2.4). In general, an upper bound of climate sensitivity is difficult to assess, but studies rarely assign a high probability to values in excess of 10 °C, and they generally point to a maximum likelihood value of well within the consensus range of IPCC AR4. Studies that suggest very low climate sensitivity values, use erroneous forcing assumptions, neglect internal climate variability, use overly simplified assumptions, neglect uncertainties, or have other errors in the analysis or dataset, or a combination of these.

Slow feedbacks may be insufficiently incorporated in climate models. Paleo data suggest that, by including these feedbacks, the climate system may be twice as sensitive as our present 'best estimate' at the very long term, that is, the millennium timescale and beyond.

Paleo data (i.e. data covering the past millions of years) suggest that equilibrium sensitivity, including slower feedbacks, such as ice albedo, vegetation migration and the release of greenhouse gases from soils, tundra or ocean sediments, is ~6 °C for doubled CO₂, for the range of climate states between glacial conditions and an ice-free Antarctica. However, the determination of climate sensitivity from these data is based on the assumption that all additional changes in temperature are linearly related to CO₂ changes, implying constant feedback factors independent of the climate state (for example, the amount of ice on Earth). It is also hypothesised that the strengths of fast feedbacks, such as atmospheric water vapour content, lapse rate (i.e. the temperature decrease with the altitude in the lower part of the atmosphere), and clouds decreased during the last glacial maximum, compared to present conditions. In addition, it is known from ice core data that the dust (aerosol) amount is higher in glacial conditions, creating an additional cooling. Uncertainty in this cooling effect hampers accurate estimates of the climate sensitivity. Either a large aerosol

forcing or weaker fast feedbacks would imply a reduction in climate sensitivity, that is, less than twice the best estimate in the IPCC AR4. Understanding the role of aerosols either as a forcing or as a feedback factor is crucial in reducing the uncertainty in climate sensitivity derived from observations.

2.2 Impacts and vulnerability to climate change

The IPCC Fourth Assessment Report for Working Group II on Climate Change Impacts, Vulnerability and Adaptation addressed three main topics: (a) observed impacts (today), (b) anticipated (future) impacts and (c) adaptation options in response to climate change. Most of the observations used for the assessment were on terrestrial ecosystems, much less on fresh water, oceans and other vulnerable ecosystems. Also, the geographic distribution is skewed, as the largest body of evidence is collected in the Northern Hemisphere and industrialised countries in Europe and North America. Without any significant exception, new findings published from 2007 onwards, after the publication of the IPCC Fourth Assessment Report confirm or reinforce the main findings of the AR4's 2nd Working Group on impacts and urgency of the problem. A selection of important developments since 2007, in the area of climate change impacts, vulnerability and adaptation, are as follows:

Large-scale ecosystem changes are becoming more apparent, but lack of data and monitoring limit full systematic assessment.

Scientists express growing concerns on changes in species, ecosystems and human and ecosystem health. Range shifts have been identified for European species, that is, birds, butterflies and lichens. In the Netherlands, range shifts have been observed in all species groups. With more studies appearing and data sets analysed, the signal of large-scale ecological changes in ecosystems is becoming more apparent. However, the identification of specific vulnerabilities across regions and, particularly, across EU27 and in the Netherlands, is mostly based on evidence from case studies. This evidence is rarely substantiated by long-term data from field observations. The lack of systematic monitoring of impacts of climate change and the difficulties in attributing effects to climate change slightly limits scientific and systematic assessment of impacts and changes in vulnerability, and their attribution to climate change. The body of evidence on the vulnerability of natural systems, however, has increased, and scientists now debate whether the objective to limit global warming to two degrees is sufficient to limit changes in ecosystems and avoid irreversible changes in the functioning of ecosystems and services that they provide.

The carbon storage capacity of forests and soils may decrease, in the future, due to changes in temperature, water availability and albedo.

Model analyses show a cumulative net land carbon uptake over the last century, and predict a net carbon uptake to continue during the 21st century. Meanwhile, the evidence is increasing that the carbon stores of boreal and forested ecosystems are more sensitive to climate change and changes in temperature and precipitation than considered in the AR4. This feedback may render more soil carbon to

enter the atmosphere. This would be the consequence of climate changes interacting with changes in snow cover and albedo (reflection of sun light). This effect is different from and adds to the sensitivity of carbon stores in forests and peat ecosystems to deforestation and excavation of peat. Despite these vulnerabilities, many publications still consider most forest soils to be a significant and robust carbon sinks, for decades to come. Protection and enhancing carbon sequestration in forests and other ecosystems remain effective means of sustaining the carbon stores in the organic peat soils and forests of the world.

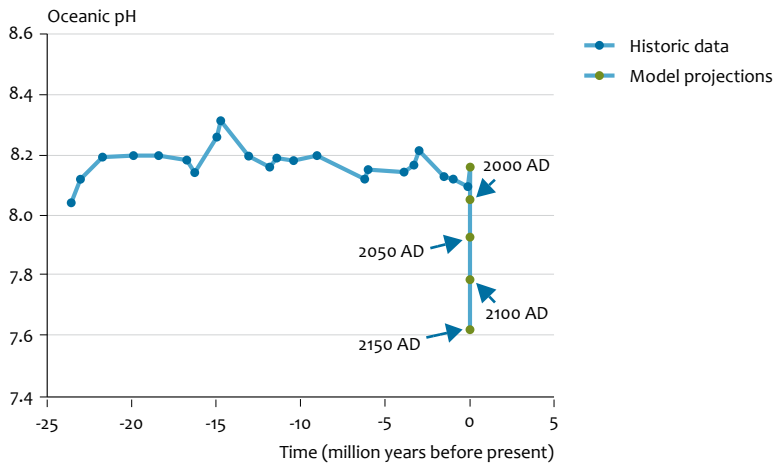
Agriculture and food production is vulnerable due to many interacting factors.

New findings confirm the AR4 conclusion that potential crop production, in general, would be negatively affected across different regions of the world, as warming would increase beyond two degrees, and could be as negative as -30 to more than -80% for the Eastern United States. However, also without additional policies, farmers will adapt, as is indeed generally assumed in baseline scenarios. Researchers still debate on whether the residual negative impacts of climate change will remain problematic, or whether proper and timely application of new technology would allow for effective adaptation of agricultural production – at least in developed countries.

For developing countries, adaptation may be more problematic. The recent food crisis illustrates the vulnerability of the food production system, in general, due to the combined and interacting effects of food shortages, climate influences, poorly aligned global policies, high energy prices, all aggravated by the economic crises and the emerging demand for bio-energy.

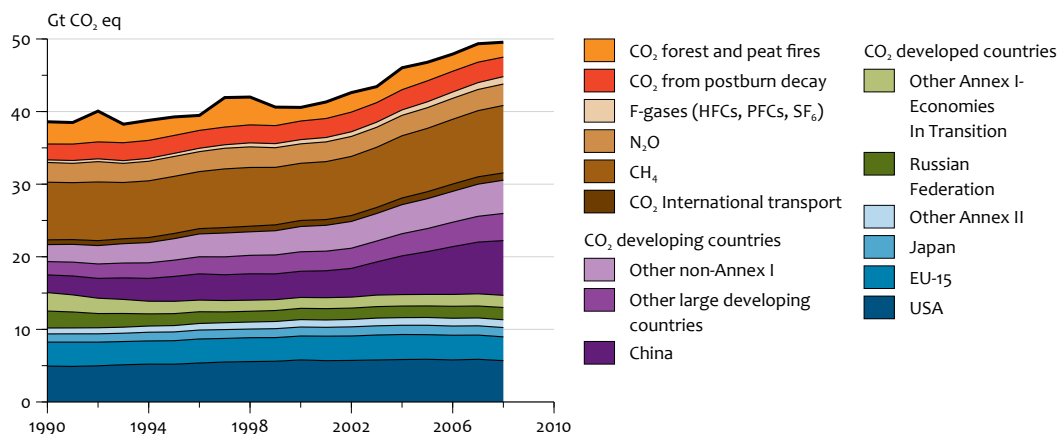
Coral Reefs are severely threatened by ocean acidification and increasing temperatures.

Ocean acidity has increased by 30% since the beginning of the Industrial Revolution. This rate of change is 100 times faster than any change in acidity as experienced before, on a timescale of a million years. This acidification is likely to impact ecosystem functioning through a reduced availability of dissolved calcium carbonates (i.e. Aragonite and Calcite) and changes in physiology of marine organisms. This limits carbon storage in oceans through changes in biological activities. These impacts have now been detected in several regions around the world. If the concentration of atmospheric CO₂ continues to increase at the current rate, the oceans will acidify further. Scientists expect that, within decades, the chemistry of the tropical oceans will not sustain coral reef growth, while large parts of the polar oceans will become corrosive to calcareous marine organisms (see Figure 2.5). Additionally, increasing temperatures of surface waters will lead to extensive coral bleaching and mortality. These far-reaching changes will impact food webs, biodiversity and fisheries.



Source: Earth System Science Partnership, 2009.

On a geological timescale, ocean pH has been relatively stable. Recently, oceans have been acidifying fast, and are projected to be unprecedented since millions of years. The 'pH' is a measure of acidity – the lower the number the more acidification.



The growth in global greenhouse gas emissions tends to slow down after the acceleration observed between 2000 and 2004. The CO₂ emissions from developing countries (middle purple bands) are now larger than those from developed countries (lower blue and green bands).

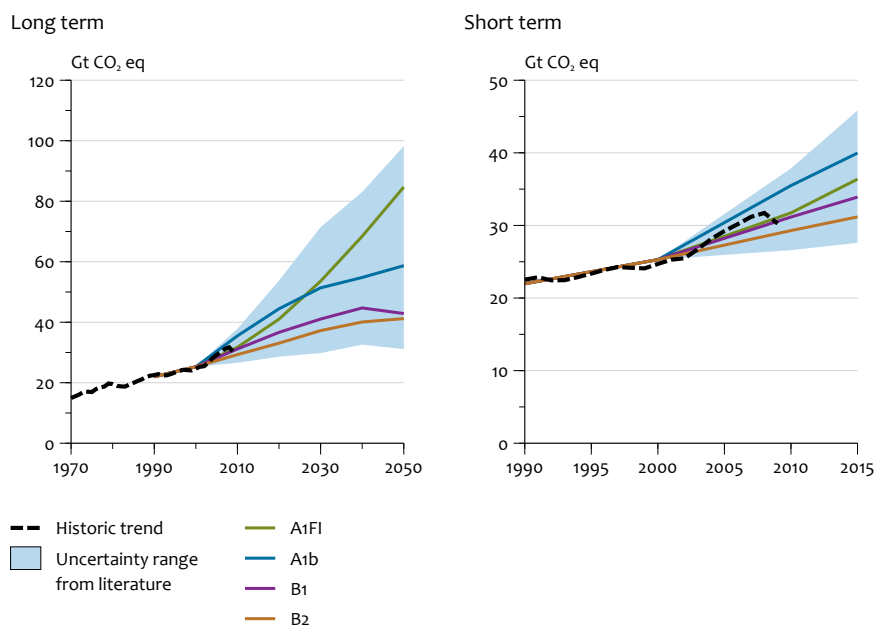
2.3 Mitigation and stabilisation

2.3.1 Growth in global greenhouse gas emissions levels off after steep increase between 2000 and 2004.

The Fourth Assessment Report shows greenhouse gas emission trends up to and including 2004. Global emissions increased with 70% in 2004, compared to 1970. The emission growth rate accelerated sharply from an average of 1.2% per year, between 1970 and 2000, to 3.2% per year, from 2000 to 2004. This has been attributed to causes including the increase of coal-fired power stations in China. This acceleration slowed down after 2004, to an average of 2.3% per year, until 2007. In 2008, the increase slowed down even further to 0.4% (Figure 2.6). For 2009, the IEA even expects a 3% decrease in global CO₂ emissions. The very high oil prices

until the summer of 2008, together with the worldwide financial crisis that started to affect economic activities in the second half of 2008, have caused a halving of the annual increase in global emissions of carbon dioxide (CO₂) from fossil-fuel use and from cement production. In addition to high oil prices and the financial crisis, the increased use of new renewable energy sources, such as biofuels (0.3%) and wind energy for power generation, caused a noticeable mitigating impact on CO₂ emissions. Moreover, if 2008 would not have been a leap year with an extra day, emissions would have been even 0.3 to 0.4% lower.

For the first time in history, the share of global CO₂ emissions from developing countries, excluding deforestation, is slightly



Comparison between historic trends in CO₂ emissions (CDIAC 2008) and the IPCC-SRES scenarios (van Vuuren en Riahi, 2008). The coloured lines refer to four frequently used SRES scenarios. The blue area indicates the full range covered by all SRES scenarios.

higher (50.3%), than from industrialised countries (46.6%) and international transport (3.2%), together.

2.3.2 CO₂ emissions stay within the range of IPCC scenarios

The sharp acceleration in global GHG emissions in the 2000–2004 period, has led to claims that global CO₂ emissions are in fact increasing faster than the ‘highest’ IPCC scenario used for IPCC 2007 (SRES A1FI scenario), due to increased coal use in large developing countries. However, more detailed analysis shows that global CO₂ emissions are still within the range of the IPCC SRES scenarios that have been used for the IPCC 2007 Report. Short-term trends historically have fluctuated around the long-term trends. Examples include the slow improvement in energy intensity in the period from 1960 to 1970 in Western Europe and the United States, and the slow emission increase by the end of the 1990s. Currently, the financial crisis again leads to a decrease in emissions (Figure 2.7).

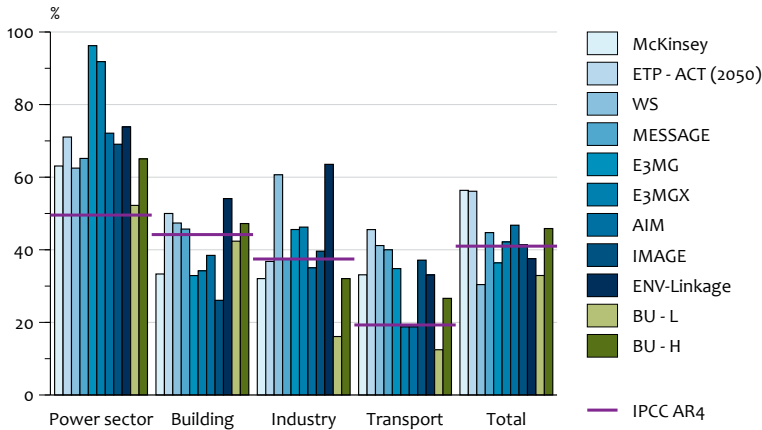
2.3.3 Mitigation potentials in 2030 could at least offset growth in emissions

An important conclusion from AR4 is that there is enough economic GHG emission reduction potential to offset the projected emission growth, or even to reduce emissions below current levels, in the coming decades. More recent studies have confirmed this conclusion (Figure 2.8). On a sectoral scale, however, recent studies indicate that the AR4 has been conservative, with respect to the power and transport sectors, and optimistic for the building sector. The power and transport sectors in the AR4 did not include all reduction options. The estimate for the ‘energy supply’ sector in the AR4 did not include heat demand and supply, upstream emissions or reductions, and were slightly conservative in terms of reduction potentials. The emission reduction

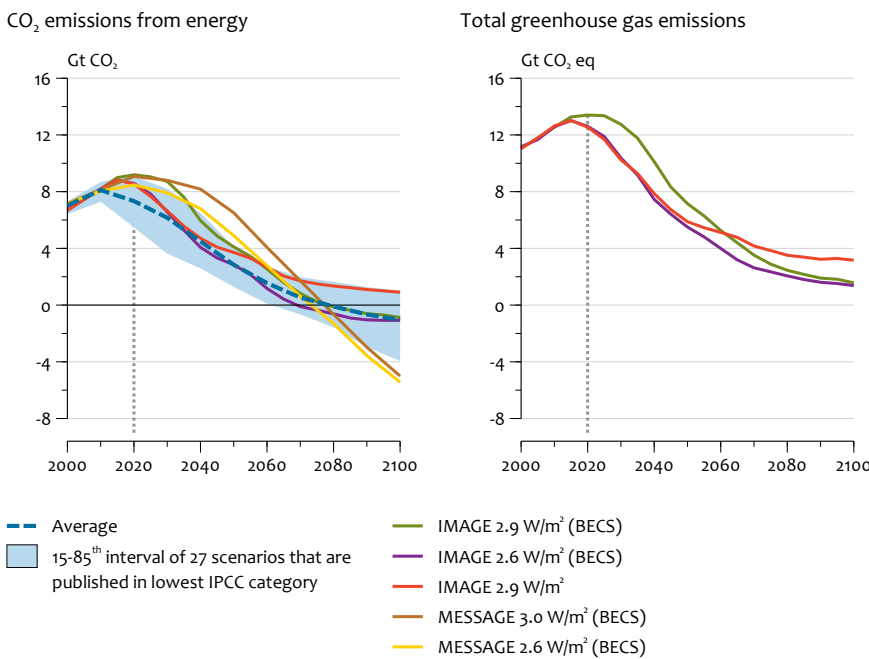
estimate for the transport sector, in the AR4, did not include reductions in marine transport and medium and heavy-duty vehicles. In Figure 2.8, the results for the agriculture, forestry and waste sector are not shown separately, but are included in the total.

2.3.4 The 2 °C target requires a peaking of global greenhouse gas emissions around 2020

Since the AR4, a large number of studies have been published, discussing scenarios that lead to low GHG concentration levels. Such levels are required to have a high probability of limiting the average global temperature increase to less than 2 °C above the pre-industrial level. The AR4 could only assess six scenarios from three publications that correspond to reaching the 2 °C target with more than a 50% probability. Today, there are 27 published scenarios available. The IMAGE and MESSAGE integrated assessment models looked into the technical possibilities of limiting atmospheric concentrations of all greenhouse gases combined to 450 ppm CO₂ equivalent, by the end of the century. In the longer term, these scenarios aim for a concentration of 400 ppm CO₂ equivalent. The MESSAGE scenarios reach a peak in global emissions between 2020 and 2030. These scenarios include bio-energy in combination with carbon capture and storage (CCS). This technology combination leads to net negative emissions (by first absorbing CO₂ during biomass growth, and next storing this underground), which would give some extra time for curbing global emissions. The IMAGE scenarios show more-or-less stable peak emissions in the 2015–2020 period. Also, other sources (ADAM, EMF-22) have strongly enriched the available information on low-mitigation scenarios since the AR4 scenarios have shifted the average peaking year for GHG emissions, for very low concentration scenarios, from between 2000 and 2015, as indicated in the AR4 report, to



Emission reductions in percentage points, relative to the baseline, on a sectoral scale, at a marginal cost of 100 USD/tonne (except for the McKinsey study that included costs of up to 60 euros/tonne) by 2030. The purple horizontal lines indicate the estimations from the IPCC AR4 report. The estimates for the sectors of agriculture, forestry and waste, are not shown, but are included in the total.



Emissions in the lowest IPCC category. The blue area depicts 15-85th interval of 27 scenarios that are published in the lowest IPCC category. 'BECS' refers to including Bio-energy and Carbon dioxide Capture and Storage. The numbers 2.6, 2.9 and 3.0 refer to the radiative forcing (W/m²) target for 2100.

generally between 2010 and 2020. The data are shown in Figure 2.9. For reaching a 2 °C target, the emissions would need to be more-or-less stable in the period between 2015 and 2020 and decline thereafter.

3

Exploring the boundaries of climate change

In the public debate on climate change and current literature, a number of possible climate events or developments are discussed that may cause – or be perceived to be – extreme climate change. Most of these climate eventualities – often referred to as ‘tipping points’ – have in common that there is limited knowledge on the physical mechanisms involved, as well as a lack of observational data. For this reason, these events are not or only briefly documented in the IPCC assessment reports: there is no scientific consensus.

In this chapter, a review of scientific literature on a selection of thirteen of these climate eventualities is given, including an overview of their characteristics and possible impact. Aspects such as timing, likelihood and the ‘level of scientific understanding’ are discussed. A summary of the characteristics of each of the eventualities is given in Table 3.1.

In Figure 3.1, the eventualities are presented according to the onset of background global warming, versus its impact. The

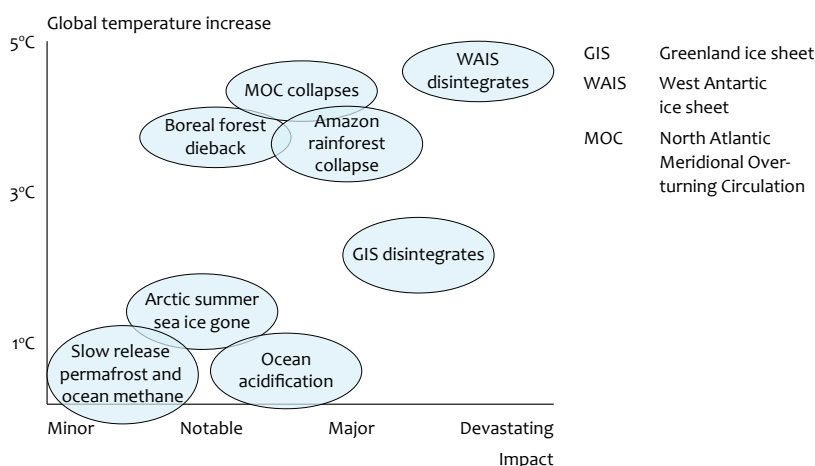
impact scale has subjective qualifications (‘minor’, ‘notable’, ‘major’ and ‘devastating’), which were assigned on the basis of the geographical scale (from ‘regional’ to ‘continental’ and ‘global’) and the character of the damages (‘light’, ‘moderate’, ‘heavy’ or ‘extreme’). It should be noted that the level of scientific understanding, as well as the understanding of possible impacts for most of these events is low, and the estimated numbers and qualifications, therefore, have large uncertainties that are not reflected in the figure.

At a temperature increase of above 2 °C, the Greenland Ice Sheet may melt, resulting in a sea level rise of 7 metres in 300 to 1000 years.

Figure 3.1 illustrates the notion that some of the consequences of climate warming could be avoided, if global warming would be kept below 2 °C above pre-industrial levels. It is unclear whether, and how rapid, the Greenland Ice Sheet would disintegrate in a climate that is 2 °C warmer. Disappearance of GIS would probably result in a global

Estimated global warming at which the onset of the events could occur versus impact

Figure 3.1



Temperature increase at which the various events could occur and an estimate of their impact. The shapes and sizes of the ovals do NOT represent uncertainties in impact and temperature onset of eventualities. These uncertainties may be significant.

Climate event	character	threshold	Global warming	Transition timescale	Onset possible in	primary effect	scale
Rapid Permafrost CO ₂ & methane release	accelerated change /positive feedback	Not known	not known	not known	not known	Extra warming	Global
Rapid sea bed methane release	accelerated change / positive feedback /tipping point?	Not known	not known	10.000 – 20.000 yrs	Centuries - Millennia	Extra warming	Global
Estimated climate sensitivity too low	Positive feedback /accelerated change			centuries	Years	Extra warming	Global
GIS disintegrates	accelerated change /positive feedback	~3 °C local warming	1-2 °C	centuries	Decades - Centuries	Extra sea level rise	Global
WAIS disintegrates	accelerated change / positive feedback /tipping point	~5-8 °C local warming	3-5 °C	centuries	Centuries -Millennia	Extra sea level rise	Global
MOC collapses	tipping point	0.1-0.5 Sv mass transport	3-5 °C	decades / centuries	Centuries	Shifts in regional climate	Several regions/ Continental
ENSO changes in character	unknown				Decades	Shifts in regional climate	Several regions
Amazon forest collapses	tipping point	1.1m/yr prec. 40% deforest.	3-4 °C	decades	Decades	Shifts in regional climates	Several regions/ Continental
Boreal forest dieback	accelerated change /tipping point	~7 °C local warming	3-4 °C	decades	Decades	Shifts in regional climates	Several regions/ Continental
Ice-free Arctic in summer	positive feedback/ accelerated change	None	current	decades	Decades	Extra warming & Shifts in regional climate	Several regions/ Continental
Solar induced cooling	decelerated /ac-celerated change	None	none	decades /century	Years - Decades	Less warming	Continental / Global
Estimated climate sensitivity too high	-			centuries	Years	Less warming	Global
Ocean acidification	gradual change	None	current	decades /century	Years		Global

Overview of characteristics and effects of 13 climate eventualities. (GIS: Greenland Ice Sheet; WAIS: West Antarctic Ice Sheet; MOC: meridional overturning circulation; ENSO El Niño / Southern Oscillation; Sv: Sverdrup, 10⁶ cubic metres per second). These climate eventualities again illustrate the large uncertainties around the climate issue. It should be kept in mind that the climate system may bring surprises.

average sea level rise of up to seven metres, taking place over a period of a thousand years (though some argue that it may only take 300 years). Developments that are already taking place, such as ocean acidification, slow release of methane from permafrost and ocean regions, and rapid melting of Arctic sea ice in summer, would continue to cause impacts.

Disintegration of the Greenland and West Antarctic Ice Sheets may be the most dangerous eventuality, on a timescale of hundreds of years.

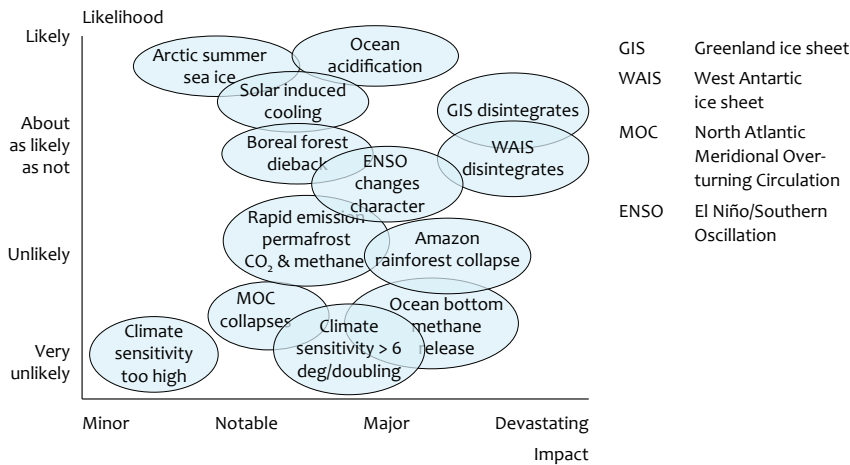
In Figure 3.2, the eventualities are presented according to the estimated (subjective) impact and likelihood. The information gathered suggests that, among the thirteen eventualities, rapid disintegration (taking place over hundreds of years) of the Greenland and West Antarctic Ice Sheets are the most dangerous prospects. There is not enough quantitative information on each of the thirteen events, in particular, on their possible impacts, to properly assess and compare the risk (impact × likelihood) that they represent. On the basis of our very rough impact estimates we ranked the risks associated with events that are placed along the diagonal from lower left to upper right. Events with a high risk are those with high probability and high impact, that is, those in the upper right corner. We estimated that the other eventualities in the upper-right half of Figure 3.2 represent a lower risk than the disintegration of the large ice sheets (WAIS and GIS). However, these eventualities are more imminent or are more likely to occur, and, therefore, are also

relevant for policy making. In the lower left corner, an event would have low probability and a low impact if it occurs, implying a low risk.

Timely detection of eventualities is difficult, because they may be hidden for decades in the natural climate variations.

The presence of largely unpredictable natural variability, with decadal and centennial timescales, complicates our efforts to detect or project the onset of possible changes. In most cases, early warning does not seem very promising. Even conditions or developments that are expected and understood, to some extent, may surprise us because their possible presence (or triggering) might be hidden in the ‘noise’ of natural variability. An example of this is the possible slowing down of the North Atlantic Meridional Overturning Circulation (MOC). Models suggest that slowdown of the MOC could already be taking place, but the presence of decadal variability prevents detection. Slowdown of the MOC would cause a local and temporary deceleration of global warming.

Another example is the possibility of changes in the character or strength of the El Niño/Southern Oscillation (ENSO). Because these properties of ENSO vary on decadal timescales, it might take decades to gather enough statistic evidence to detect a change. Also, from many changes that are observed in the ice dynamics in the Greenland and Antarctic Ice Sheets, it is not clear whether they are part of natural variability at



Probability and impact estimates for the 'high temperature' centennial timescale (i.e. 4-8 °C warming in 2200). The sizes and shapes of the ovals are arbitrary and do NOT indicate uncertainties in impact and likelihood.

decadal timescales or caused by global warming. In any case, the possibly more rapid decrease of the ice masses calls for an increased monitoring effort of these large ice sheets.

Theoretically, there may be prospects to develop early warning signals for tipping points.

Nevertheless, theoretical work suggested that, in some complex dynamical systems, the approach to a critical transition, such as a tipping point, may be marked by changes in the statistical characteristics that could be detected in advance. Naturally, the detection of any early warning signal requires intensive monitoring of crucial parameters, over time (such as temperatures, concentrations, and ocean currents).

These climate eventualities illustrate again the large uncertainties in the climate issue. And it should be kept in mind that the climate system may bring surprises.

Policy options to respond to rapid climate change

4

Extreme climate change and impact scenarios should not be excluded.

Current climate policies practically ignore the outer ends of climate projections – or changes beyond. Acceleration of climate change beyond the most likely estimations is possible as indicated in Section 2.1. Eventualities, as described in Chapter 3, are uncertain, but cannot be ruled out or ignored. They could be caused by combinations of positive feedbacks in the climate system or exceeding of thresholds. Because they would be fast and grave in consequence, they would require drastic policy measures. Such measures would be useful if (1) the climate would change faster than projected, or (2) if natural or social systems would result to be more vulnerable to climate change than assessed until recently, or (3) if the deep cuts in global emissions as intended by UNFCCC would not be realised.

It makes sense to evaluate emergency policy response options.

Although the probability of such changes cannot be assessed at this time, the potential impacts are large – as is the time delay between required research, development and deployment of response options, and their climate effects. Therefore, it makes sense to start evaluating possible response options in advance, to be able to make informed decisions in case an urgent situation would arise in the future.

Emergency climate policy could be developed in parallel to current climate policies.

Exploring such options could take place in a second, parallel track of policy development, specifically geared at responding to extreme climate change and avoiding interference with current national and international policy negotiations. In principle, four options are available for responding to extreme climate change and impacts: reduce emissions drastically, remove carbon dioxide from the atmosphere, influence the earth's radiative balance ('solar radiation management'), or adapt to the unavoidable consequences (see Figure 4.1).

Trade-offs exist between response options.

If the climate would change faster than projected until recently, and if objectives for impacts to be avoided would

stay the same, but efforts to reduced emissions or sequester carbon would not be successfully increased, solar radiation management could fill the gap. If solar radiation management would be considered to be unacceptable, but emissions would not be reduced or carbon not be sequestered more drastically, the adaptation challenge would increase.

Climate policy response options to extreme climate change raise new governance questions.

Options to respond to extreme climate change may require rapid changes in the world's energy and food production systems, may require lifestyle changes, or may involve known and unknown risks to the earth system and human society. It could be questioned if current national and international governance systems are sufficiently equipped to manage such towering challenges.

Emergency climate response options involve new ethical questions.

All emergency response options involve ethical questions, which are most prominent for solar radiation management: is it acceptable to intentionally change the climate system? How do we deal with known and unknown risks? Can one country or a coalition of countries or private actors take measures with global implications? Should we embark on research at all? Drastic emission reductions curtailing human choices or carbon sequestration programmes involving large land areas entail other ethical and sovereignty questions. Widely different views on solar radiation management have to be accounted for: proponents of technological fixes may consider them as definite solutions, many scientists and policymakers see them as a temporary emergency measure that at least justifies research, and environmentalists are often strictly against any further development and research. It is recommended to investigate options for new or amended international legally binding agreements dealing with the risks of geoengineering options, such as solar radiation management.



The four options to respond to extreme climate change are: reduce emissions drastically (reflected by the solar panel example in the figure), remove carbon dioxide from the atmosphere (the figure's trees example), influence the earth's radiative balance (e.g., by seeding clouds from ships), or adapt (e.g., the Thames barrier in the figure).

Time delays: none of the emergency options can be fully effective within a few decades.

Almost none of the emergency response options can be expected to have effect within two decades or more. Relatively quick drastic emission reductions are possible (see Text box 2). However, time lags of the climate system will delay their effects. Solar radiation management (SRM) has an almost immediate effect after deployment, but requires at least a few decades of research, development, and international agreement, before it could be deployed. Preliminary model analyses suggest that SRM can only compete with drastic emissions reductions if applied on a global scale. In addition, discontinuation of SRM will lead to accelerated warming, and ocean acidification is not addressed, therefore SRM may never be more than a temporary solution until greenhouse gas concentrations will have been reduced to safe levels.

Individual countries should broaden their portfolio of policy options.

A portfolio of policies for individual countries could:

- Explicitly include considerations of extreme climate change in various (climate and non-climate) policy areas;
- promote an international programme assessing emergency policy options, including approaches on research, demonstration and deployment;
- develop strategies to limit, protect, and cope with an increasing number of climate refugees;

- explore radical mitigation and adaptation options;
- stepwise intensification of national mitigation and adaptation action, as more information about rapid climate change would become available;
- accounting for the possibility that the country will be indirectly affected by climate impacts elsewhere, not only in transnational river basins or protected areas, but also through trade, refugees, or security problems;
- support extreme climate change research and response options

Better understanding of the dynamics of tipping points and development of early warning systems and monitoring is needed.

One of the most difficult issues in dealing with extreme climate change is the timeliness of predicting fast rises in temperature, or early detection of the first warning signals of tipping points being reached. It is recommended to investigate identification of early warning signals and development of appropriate monitoring systems. The more time there is to anticipate an acceleration of climate change, the better.

Text box 2: Four categories of emergency response

The vast majority of available or proposed technologies or practices to respond to an accelerating climate change can be classified in four categories: drastic emission reductions, carbon dioxide removal, solar radiation management, and emergency adaptation.

Note that the combination of solar radiation management and artificial carbon sequestration methods is often called *geoengineering*. Other options can be imagined, such as influencing atmospheric heat flows, but they are thought too speculative to be considered at present. The menu of emergency response options has not yet been explored in an integrated, systematic fashion, and options differ greatly in terms of i) effectiveness; ii) technological, economic and social feasibility; iii) environmental risks; and iv) political implications. Options can have attractive features from certain perspectives (e.g. effectiveness and speed of introduction), but negative aspects from other viewpoints (e.g., serious environmental risks).

Drastic emission reduction options are well-known, but involve controversial policies.

Drastic emission reduction options often require fundamental system changes, profound innovations and lifestyle changes, rather than incremental improvements in current consumption and production patterns. These fundamental changes may interfere with current individual choice patterns. This will slow their introduction and may increase the appeal of other emergency response options. A single focus on CO₂ emission reduction may not be the most effective policy. Reduction of emissions of short-lived greenhouse gases (CH₄ and N₂O) may have the fastest effect on slowing down global warming

Carbon can be removed from the atmosphere through natural and artificial methods.

Carbon dioxide removal (CDR) can be realised in terrestrial, marine and aquatic ecosystems, for example, by changes in land

use and forestry, enhanced ocean carbon uptake, or sequestration via algae. Also artificial methods have been proposed, such as 'air capture' (e.g., artificial trees) and enhanced mineral weathering. Particularly, effects of marine sequestration are not fully known, and its permanency still needs to be unambiguously demonstrated. Artificial methods have as yet demanding and unattractive energy and economic characteristics.

Solar radiation management: quick effect but potentially large risks.

Solar radiation management (SRM) can provide immediate emergency cooling, but entails often large, unknown consequences. Even if this technology would be considered to be acceptable, its development and deployment would still take some decades. The risks of stratospheric aerosol injections and space reflectors are larger and raise even more ethical questions than those of cloud seeding and terrestrial albedo modifications. Solar radiation management does not prevent ocean acidification. Its deployment, if ever, may be seen as a temporary measure, until greenhouse gas concentrations are stabilised at an acceptable level through mitigation.

Emergency adaptation is the last resort.

Emergency adaptation would be required if the above types of options would not be (fully) adequate. Adaptation options beyond those considered today are possible, and could be more radical than the currently considered incremental options, such as planned migration, completely new sources of freshwater supplies, or new dietary habits. They can have major social, economic and environmental implications. In addition to adapting to local impacts, impacts elsewhere in the world can affect individual countries through trade, refugee flows, and security problems. It should be noted that there are limits to adaptation, since some damages may be irreversible.

Text box 3: What can a small country such as the Netherlands do to prepare for extreme climate change?

- A small country, such as the Netherlands, cannot play more than a modest role in averting potential extreme climate change, but several actions can be taken to enhance the country's preparedness:
- The recommendations of the Delta Commission (2008) do take into account more extreme scenarios for sea level rise and change in precipitation patterns than suggested by the IPCC. The Netherlands is well prepared to ensure water safety related to sea level rise and flooding, for quite some time to come. The associated plans can be reviewed on the basis of the Fifth Assessment Report of the IPCC in 2013.
- Because extreme climate change is possible, and the effective mitigation of such change depends on an uncertain international response, specific vulnerabilities to extreme changes and options to adapt to them should be explored, particularly, for sectors such as freshwater supply; public health, especially in urban areas; agriculture and nature management, also taking into account the vulnerability to indirect impacts from changes elsewhere in the world (e.g. through trade, refugees and safety problems).
- Develop a process parallel to current climate policy, in which possibilities of extreme climate change are recognised, and the options to respond are further explored and evaluated in an international context.
- Recognising that early warning can be difficult, mainly due to variability of the climate system on a timescale of decades, a close watch should be kept on possible signs of accelerating climate change. A contribution could be made to the strengthening of related international monitoring and risk assessment programmes.

Annex 1 Authors and acknowledgements

Responsibility

Netherlands Environmental Assessment Agency PBL

Coordinating lead author: L.A. Meyer, Netherlands Environmental Assessment Agency PBL, Netherlands

Chapter 2. News in Climate science since the IPCC Fourth Assessment Report 2007

2.1. The global climate system

R. van Dorland²,
B.J. Strengers¹,
H. Dolman⁴,
R. Haarsma²,
C. Katsman²,
G.J. van Oldenborgh²,
A. Sluijs⁵
R.S.W. van de Wal⁵

2.2. Impacts and vulnerabilities to climate change

R. Leemans³
P. Kuikman³
R. Hutjes³
J. Verhagen³
A. van Vliet³

2.3 Mitigation and stabilisation

L.A. Meyer¹
D. van Vuuren¹
J. Olivier¹
T. van der Werff¹
M. Hoogwijk⁷
S. Cornelissen⁷

Chapter 3. Exploring the Boundaries of Climate Change

A. Kattenberg²
G. Verver²

Chapter 4. Policy options to respond to rapid climate change

R. Swart³
N. Marinova³
X. van Tilburg⁶
S. Bakker⁶

¹) Netherlands Environmental Assessment Agency (PBL)

²) Royal Netherlands Meteorological Institute (KNMI)

³) Wageningen University and Research Centre (WUR)

⁴) Free University of Amsterdam (VU)

⁵) Utrecht University (UU)

⁶) Energy Research Centre Netherlands (ECN)

⁷) ECOFYS company

Editing

Annemieke Righart

Acknowledgements

Many thanks for their valuable contributions go to: Arnout Feijt, Bram Bregman, Wilco Hazeleger and Wieke Dubelaar-Verluis (KNMI), Jeroen van der Sluis (UU), Joop Oude Lohuis, Kees Klein Goldewijk, Marian Abels, Filip de Blois (PBL) en P. Boot (ECN). A special thanks goes to Tiny van der Werff (seconded from the VROMraad to PBL) for her scientific support and helping managing this project.

References

Chapter 2. News in climate science since the IPCC Fourth Assessment Report 2007

2.1 The global climate system

2.1.2. Decadal variability: past and future

- Alexeev, V. A., P.L. Langen and J.R. Bates, 2005: Polar amplification of surface warming on an aquaplanet in “ghost forcing” experiments without sea ice feedbacks, *Clim. Dyn.* 24, 655–666.
- Arblaster, J.M. and G.A. Meehl, 2006: Contributions of External Forcings to Southern Annular Mode Trends, *J. Climate* 19, 2896 – 2905.
- Bitz, C.M. and Q. Fu, 2008: Arctic warming aloft is data set dependent. *Nature* 455, doi:10.1038/nature07258.
- Brohan, P., J.J. Kennedy, I. Harris, S.F.B. Tett and P.D. Jones, 2006: Uncertainty estimates in regional and global observed temperature changes: a new dataset from 1850. *J. Geophysical Research* 111, D12106, doi:10.1029/2005JD006548
- Chapman, W. L. and J.E. Walsh, 2007: Simulation of Arctic temperature and pressure by global coupled models, *J. Clim.* 20, 609–632.
- Cunningham, S.A. T. Kanzow, D. Rayner, M.O. Baringer, W.E. Johns, J. Marotzke, H.R. Longworth, E.M. Grant, J.J.-M. Hirschi, L.M. Beal, C.S. Meinen, H.L. Bryden, 2007: Temporal Variability of the Atlantic Meridional Overturning Circulation at 26.5°N, *Science* 317 no. 5840, pp. 935 – 938, doi:10.1126/science.1141304.
- Delworth, T.L., and M.E. Mann, 2000: Observed and simulated multidecadal variability. *Clim. Dyn.* 16, 661-676.
- Doblas-Reyes, F.J., R. Hagedorn, T.N. Palmer, 2005: The rationale behind the success of multi-model ensembles in seasonal forecasting – II. Calibration and combination. *Tellus A* 57, 234-252.
- Domingues, C.M., J.A. Church, N.J. White, P.J. Gleckler, S.E. Wijffels, P.M. Barker and J.R. Dunn, 2008: Improved estimates of upper-ocean warming and multi-decadal sea-level rise. *Nature* 453, doi:10.1038/nature07080.
- Folland, C.K. et al., 2002: Relative influences of the interdecadal Pacific oscillation and ENSO on the South Pacific convergence zone. *Geophys. Res. Lett.*, 29(13), doi:10.1029/2001GL014201.
- Giannini, A., R. Saravanan, and P. Chang, 2003: Oceanic forcing of Sahel rainfall on interannual to decadal time scales. *Science* 302, 1027-1030.
- Grant, A. N., S. Brönnimann, and L. Haimberger, 2008: Recent Arctic warming vertical structure contested, *Nature* 455, doi:10.1038/nature07257.
- Graversen, R.G and M. Wang, 2009: Polar amplification in a coupled climate model with locked albedo, *Clim. Dyn.*, doi 10.1007/s00382-009-0535-6.
- Graversen, R.G., T. Mauritsen, M. Tjernström, E. Källén and G. Svensson, 2008a: Vertical structure of recent Arctic warming, *Nature* 451, doi:10.1038/nature06502.
- Graversen, R.G., T. Mauritsen, M. Tjernström, E. Källén and G. Svensson, 2008b: Replying to: P. W. Thorne, *Nature* 455, doi:10.1038/nature07256;
- Hagedorn, R. F. J. Doblas-Reyes, T. N. Palmer, 2005: The rationale behind the success of multi-model ensembles in seasonal forecasting - I. Basic concept, *Tellus A* 57, 219233, doi:10.1111/j.1600-0870.2005.00103.x.
- Hansen, J.E., R. Ruedy, M. Sato, M. Imhoff, W. Lawrence, D. Easterling, T. Peterson, and T. Karl, 2001: A closer look at United States and global surface temperature change, *J. Geophys. Res.*, 106, 23947-23963, doi:10.1029/2001JD000354.
- Hansen, J., R. Ruedy, J. Glascoe, and M. Sato, 1999: GISS analysis of surface temperature change, *J. Geophys. Res.*, 104, 30997-31022, doi:10.1029/1999JD900835.
- Hansen, J.E., and S. Lebedeff, 1987: Global trends of measured surface air temperature, *J. Geophys. Res.*, 92, 13345-13372.
- Hibbard, K.A., G.A. Meehl, P. Cox, and P. Friedlingstein, 2007: A strategy for climate change stabilization experiments, *EOS* 88, 217,219,221.
- Hoerling, M.P., J.W. Hurrell, J. Eischeid, and A. Phillips, 2006: Detection and attribution of 20th century northern and southern African rainfall change. *J. Climate*, 19, 3989-4008.
- Holland, M. M. And C.M. Bitz, 2003: Polar amplification of climate in coupled models, *Clim. Dyn.* 21, 221–232.
- Kanzow, T, A. S.A. Cunningham, D. Rayner, J.J.-M. Hirschi, W.E. Johns, M.O. Baringer, H.L. Bryden, L.M. Beal, C.S. Meinen, J. Marotzke, 2007: Observed Flow Compensation Associated with the MOC at 26.5°N in the Atlantic, *Science* 317. no. 5840, pp. 938 – 941, doi:10.1126/science.1141293.
- Keenlyside, N. S., Latif, M., Jungclaus, J., Kornblueh, L., and Roeckner, E., 2008: Forecasting North Atlantic Sector Decadal Climate Variability, *Nature* 453, 84–88, doi:10.1038/nature0692.
- Kirtman, B.P., and D. Min, 2009: Multi-model ensemble ENSO prediction with CCSM and CFS. *Mon. Wea. Rev.*, in press.
- Langen P.L. and V.A. Alexeev, 2007: Polar amplification as a preferred response in an idealized aquaplanet GCM, *Clim. Dyn.* 29, 305–317, DOI 10.1007/s00382-006-0221-x.
- Lean, J. L., and D. H. Rind, 2009: How will Earth’s surface temperature change in future decades?, *Geophys. Res. Lett.*, 36, L15708, doi:10.1029/2009GL038932.
- Lee, T.C., F. Zwiers, X. Zhang, and M. Tsao, 2006: Evidence of decadal climate prediction skill resulting from changes in anthropogenic forcing. *J. Climate*, 19, 5305-5318.
- Lenderink, G., van Ulden, A. P., van den Hurk, B., and Keller, F., 2007: A study on combining global and regional climate model results for generating climate scenarios of temperature and precipitation for the Netherlands, *Clim. Dyn.*, 29, 157–176, doi:10.1007/s00382-007-0227-z.
- Lu, J., and T. Delworth, 2005: Oceanic forcing of the late 20th century Sahel drought, *Geophys. Res. Lett.*, 32, L22706, doi:10.1029/2005GL023316.
- Mantua, N.J., S.R Hare, Y. Zhang, J.M. Wallace, and R.C. Francis, 1997: A Pacific interdecadal climate oscillation with impacts on salmon production, *Bull. Amer. Meteor. Soc.*, 78, 1069-1079.
- Onogi, K. et al., 2007: The JRA-25 reanalysis, *J. Meteorol. Soc. Jpn.*, 85, 369–432.
- Overland, J.E., M. Wang and S. Salo, 2008: The recent Arctic warm period, *Tellus* 60A,4, 589-597.
- Palmer, T.N. et al., 2004: Development of a European multi-model ensemble system for seasonal-to-interannual prediction (DEMETER), *Bull. Amer. Meteor. Soc.*, 85, 853-872.
- Palmer, T.N., F.J. Doblas-Reyes, R. Hagedorn, and A. Weisheimer, 2005: Probabilistic prediction of climate using multi-model ensembles: from basics to applications, *Philos. Trans. R. Soc. Lond.*, 360, 1991-1998.
- Palmer, T.N., F.J. Doblas-Reyes,, A. Weisheimer, and M.J. Rodwell, 2008: Toward seamless prediction: Calibration of climate change projections using seasonal forecast, *Bull. Amer. Meteor. Soc.*, 89, 459-470.
- Perlwitz, J., S. Pawson, R. L. Fogt, J. E. Nielsen, and W. D. Neff, 2008: Impact of stratospheric ozone hole recovery on Antarctic climate, *Geophys. Res. Lett.*, 35, L08714, doi:10.1029/2008GL033317.
- Peterson, T.C., R.S. Vose, R. Schmoyer, and V. Razuvaev, 1998: Global historical climatology network (GHCN) quality control of monthly temperature data, *Int. J. Climatol.* 18, 1169-1179.
- Peterson, T.C., and R.S. Vose, 1997: An overview of the Global Historical Climatology Network temperature database, *Bull. Amer. Meteorol. Soc.* 78, 2837-2849.
- Philippina, R., K. Behrens, and C. Ruckstuhl, 2009: How declining aerosols and rising greenhouse gases forced rapid warming in Europe since the 1980s, *Geophys. Res. Lett.*, 36, L02806, doi:10.1029/2008GL036350.
- Pohlmann, H., J.H. Jungclaus, A. Köhl, D. Stammer, J. Marotzke, 2009: Initializing decadal climate predictions with the GECCO oceanic synthesis; Effects on the North Atlantic, *J. Climate*, in press,
- Power, S., T. Casey, C. Folland, A. Colman, and V. Metha, 1999: Inter-decadal modulation of the impact of ENSO on Australia, *Clim. Dyn.*, 15, 319-324.
- Quadrelli, R. And J.M. Wallace, 2004: A simplified linear framework for interpreting patterns of Northern Hemisphere wintertime climate interability, *J. Clim.* 17, 3728–3744.
- Rahmstorf, S., Cazenave, A., Church, J. A., Hansen, J. E., Keeling, R. F., Parker, D. E., and Somerville, R. C. J., 2007: Recent Climate Observations Compared to Projections, *Science*, 316, p. 709, doi: 10.1126/science.1136843.

- Ruckstuhl, C., R. Philipona, K. Behrens, M. Collaud Coen, B. Dürr, A. Heimo, C. Mätzler, S. Nyeki, A. Ohmura, L. Vuilleumier, M. Weller, C. Wehrli, and A. Zelenka, 2008: Aerosol and cloud effects on solar brightening and the recent rapid warming, *Geophys. Res. Lett.*, *35*, L12708, doi:10.1029/2008GL034228.
- Serreze, M. C. and J.A. Francis, 2006: The Arctic amplification debate, *Clim. Change* *76*, 241–264.
- Simon, C., L. Arris and B. Heal, 2005: Arctic Climate Impact Assessment (Cambridge Univ.Press, New York, 2005).
- Smith, D. M., Cusack, S., Colman, A. W., Folland, C. K., Harris, G. R., and Murphy, J. M., 2007: Improved Surface Temperature Prediction for the Coming Decade from a Global Climate Model, *Science*, *317*, 796–799, doi:10.1126/science.1139540.
- Son, S.-W., L. M. Polvani, D.W. Waugh, H.Akiyoshi, R.Garcia, D.Kinnison, S. Pawson, E. Rozanov, T.G. Shepherd, K. Shibata, 2008: The Impact of Stratospheric Ozone Recovery on the Southern Hemisphere Westerly Jet, *Science*, *320*, 1486–1489.
- Steig, E.J., D.P. Schneider, S.D. Rutherford, M.E. Mann, J.C. Comiso and D.T. Shindell, 2009: Warming of the Antarctic ice-sheet surface since the 1957 International Geophysical Year, *Nature*, *457*, doi:10.1038/nature07669.
- Stott, P. A., 2003: Attribution of regional-scale temperature changes to anthropogenic and natural causes, *Geophys. Res. Lett.*, *30*, 1728, doi:10.1029/2003GL01732.
- Stroeve, J. C. et al., 2005: Tracking the Arctic's shrinking ice cover: Another extreme September minimum in 2004, *Geophys. Res. Lett.* *32*, doi:10.1029/2004GL021810.
- Taylor, K., R.J. Stouffer, and G.A. Meehl, 2009: A summary of the CMIP5 experiment design. WCRP. Submitted.
- Thompson, D. W. J. and S. Solomon, 2002: Interpretation of recent Southern Hemisphere climate change, *Science* *296*, 895–899.
- Thorne, P. W., 2008: Arctic tropospheric warming amplification? *Nature* *455*, doi:10.1038/nature07256.
- Trenberth, K.E., P.D. Jones, P.Ambenje, R. Bojariu, D. Easterling, A. Klein Tank, D. Parker, F. Rahimzadeh, J.A. Renwick, M. Rusticucci, B. Soden, P. Zhai, 2007: Observations: Surface and Atmospheric Climate Change. In: Climate Change 2007. The Physical Science Basis. Contribution of WG1 to the Fourth Assessment Report of the Intergovernmental Panel on Climate Change. [S. Solomon, D. Qin, M. Manning, Z. Chen, M.C. Marquis, K.B. Averyt, M. Tignor and H.L. Miller (eds)]. Cambridge University Press. Cambridge, U.K., and New York, NY, USA, 235–336, plus annex online.
- Trenberth, K.E., and J.W. Hurrell, 1994: Decadal atmosphere-ocean variations in the Pacific, *Clim. Dyn.*, *9*, 303–319.
- Turner, J. et al., 2005: Antarctic climate change during the last 50 years, *Int. J. Climatol.* *25*, 279–294.
- Thompson, D. W. J. and J.M. Wallace, 2001: Regional climate impacts of the Northern Hemisphere annular mode and associated climate trends, *Science* *293*, 85–89.
- Uppala, S. M. et al., 2005: The ERA-40 re-analysis, *Q. J. R. Meteorol. Soc.* *131*, 2961–3012.
- van den Brink, H. W., Keller, F., Bessembinder, J. J. F., Burgers, G., Komen, G. J., Hazeleger, W., and Drijfhout, S. S., 2007: New Climate Change Scenarios for the Netherlands, *Water Sci. Technol.*, *56*, 27–33, doi:10.2166/wst.2007.533.
- van den Hurk, B. J. J. M., Klein Tank, A. M. G., Lenderink, G., van Ulden, A. P., van Oldenborgh, G. J., Katsman, C. A., van den Brink, H. W., Keller, F., Bessembinder, J. J. F., Burgers, G., Komen, G. J., Hazeleger, W., and Drijfhout, S. S., 2006: KNMI Climate Change Scenarios 2006 for the Netherlands, WR 2006-01, KNMI, www.knmi.nl/climatescenarios.
- van Dorland, R., C. de Jager and G.J.M Versteegh, 2006: *Scientific Assessment of Solar Induced Climate Change*, Report 500102001 Climate Change: Scientific assessment and policy analysis (WAB).
- van Oldenborgh, G. J., S. Drijfhout, A. van Ulden, R. Haarsma, A. Sterl, C. Severijns, W. Hazeleger, and H. Dijkstra, 2009: Western Europe is warming much faster than expected, *Clim. Past*, *5*, 1–12.
- Wang, X. and J.R. Key, 2005: Arctic surface, cloud, and radiation properties on the AVHRR polar pathfinder dataset. Part II: Recent trends, *J. Clim.* *18*, 2575–2593.
- Winton, M., 2006: Amplified Arctic climate change: What does surface albedo feedback have to do with it?, *Geophys. Res. Lett.*, *33*, L03701, doi:10.1029/2005GL025244.
- Wu, Q. and D.M. Straus, 2004: AO, COWL, and observed climate trends, *J. Clim.* *17*, 2139–2156.
- Zhang, X., A. Sorteberg, J. Zhang, R. Gerdes, and J. C. Comiso, 2008: Recent radical shifts of atmospheric circulations and rapid changes in Arctic climate system, *Geophys. Res. Lett.*, *35*, L22701, doi:10.1029/2008GL035607.
- 2.1.3. *Sea level rise, ice sheets, glaciers, and sea ice*
- Alley, R. B., M. Fahnestock and I. Joughin, 2008: Understanding glacier flow in changing times, *Science* *322*, 1061–1062.
- Bahr D. B., M. Dyurgerov, M. F. Meier, 2009: Sea-level rise from glaciers and ice caps: a lower bound. *Geophys. Res. Lett.*, *36*, L03501, doi:10.1029/2008GL036309.
- Bamber, J. L., R. E. M. Riva, L.L.A. Vermeersen, A. M. Lebrocq, 2009. Reassessment of the potential sea-level rise from a collapse of the West Antarctic ice sheet. *Science*, *324*, doi:10.1126/science.1169335.
- Barnett, T. P., D. W. Pierce, K. M. Achuta Rao, P. J. Gleckler, B. D. Santer, J. M. Gregory, and W. M. Washington, 2005: Penetration of human-induced warming into the World's Oceans, *Science*, *309*, 284–287.
- Bindoff, N., J.Willebrand, V. Artale, A. Cazenave, J. Gregory, S. Gulev, K. Hanawa, C. Le Qur, S. Levitus, Y. Nojiri, C. K. Shum, L. D. Talley, and A. Unnikrishnan, 2007: Observations: Oceanic Climate Change and Sea Level, In: S. Solomon, D. Qin, M. Manning, Z. Chen, M. Marquis, K. B. Averyt, M. Tignor, and H. L. Mille (eds.): Climate Change 2007: The Physical Science Basis. Contribution of Working Group 1 to the Fourth Assessment Report of the Intergovernmental Panel on Climate Change. Cambridge University Press, Cambridge, United Kingdom and New York, NY, USA.
- Blanchon, P., A. Eisenhauer, J. Fietzke, V. Liebrau 2009: Rapid sea-level rise and reef back-stepping at the close of the last interglacial highstand. *Nature*, *458*, doi:10.1038/nature07933.
- Cazenave A., Dominh, K., Guinehut, S., Berthier, E., Llovel, W., Ramilien, G., Ablain, M., and G. Larnicol, 2009: Sea level budget over 2003–2008. A reevaluation from GRACE space gravimetry, satellite altimetry and ARGO, *Glob. and Planet. Ch.*, *65*, 83–88.
- Chen, J. L. C. R. Wilson, D. D. Blankenship, B.D. Tapley, 2006: Antarctic mass rates from GRACE. *Geophys. Res. Lett.*, *33*, L11502, doi:10.1029/2006GL026369.
- Church, J. A. and N. J. White, 2006: A twentieth century acceleration in global sea-level rise, *Geophys. Res. Letters* *33*, doi:10.1029/2005GL02482.
- Church, J. A., N. J. White, and J. M. Arblaster, 2005: Significant decadal-scale impact of volcanic eruptions on sea level and ocean heat content, *Nature*, *438*, 74–77.
- Clark, J.A., Primus, J.A., 1988: Sea level change resulting from future retreat of ice sheets: an effect of CO₂ warming of the climate. In "Sea level Changes", ed., Tooley and Shennan, Blackwell, pp. 356–370.
- Comiso, J.C., C.L. Parkinson, R. Gerten, L. Stock, 2008: Accelerated decline in the Arctic sea ice cover. *Geophys. Res. Lett.*, *35*, L01703, doi:10.1029/2007GL031972.2008.
- Das, S.B., I. Joughin, M. D. Behn, I. M. Howat, M. A. King, D. Lizarralde, M. P. Bhatia, 2008: Fracture propagation to the base of the Greenland ice sheet during supraglacial lake drainage, *Science*, *320*, 778–781.
- Davis, C. H. et al., 2005: Snowfall-driven growth on East Antarctic Ice Sheet mitigates recent sea-level rise, *Science*, *308*, 1898–1901.
- Davis, C.H. & Ferguson, A.C., 2004: Elevation change of the Antarctic ice sheet, 1995–2000, from ERS-2 satellite radar altimetry, *IEEE Transactions on Geoscience and Remote Sensing* *42*, 2437–2445.
- Domingues, C.M., J.A. Church, N.J. White, P.J. Gleckler, S.E. Wijffels, P.M. Barker and J. R. Dunn, 2008: Improved estimates of upper warming and multidecadal sea-level rise, *Nature*, *453*, 1090–1094, doi:10.1038/nature07080.
- Duplessy, J.C, D. M. Roche and M. Kageyama, 2007: The Deep Ocean During the Last Interglacial Period, *Science* *316*, 89–91, DOI: 10.1126/science.1138582.
- Eisenman, I and J. S. Wettlaufer, 2009: Nonlinear threshold behavior during the loss of Arctic sea ice, *PNAS*, *106*(1), doi:10.1073/pnas.0806887106
- Ettema, J., M. R. van den Broeke, E. van Meijgaard, W. J. van de Berg, J. L. Bamber, J. E. Box, and R. C. Bales, 2009: Higher surface mass balance of the Greenland ice sheet revealed by high-resolution climate modeling, *Geophys. Res. Lett.*, *36*, L12501, doi:10.1029/2009GL038110.
- Farrell, W. E. and J.A. Clark, 1976: On Postglacial Sea Level. *Geophysical Journal International*, *46*, 647667. doi:10.1111/j.1365-246X.1976.tb01252.x.
- Francis, J. A., W. Chan, D. J. Leathers, J. R. Miller, and D. E. Veron, 2009: Winter Northern hemisphere weather patterns remember summer Arctic sea-ice extent, *Geophys. Res. Lett.*, *36*, L07503, doi:10.1029/2009GL037274.
- Gouretski, V., and K. P. Koltermann, 2007: How much is the ocean really warming?, *Geophys. Res. Lett.*, *34*, L01610, doi:10.1029/2006GL027834.
- Graversen, R.G., T. Mauritsen, M. Tjernström, E. Källén and G. Svensson, 2008: Vertical structure of recent Arctic warming, *Nature*.
- Gregory, J. M., H. T. Banks, P. A. Stott, J. A. Lowe, M. D. Palmer, 2004: Simulated and observed decadal variability in ocean heat content, *Geophys. Res. Lett.*, *31*, L15312, doi:10.1029/2004GL020258.

- Gregory, J. M., J. A. Church, G. J. Boer, K. W. Dixon, G. M. Flato, D. R. Jackett, J. A. Lowe, S. P. O'Farrell, E. Roeckner, G. L. Russell, R. J. Stouffer, and M. Winton, 2001: Comparison of results from several AOGCMs for global and regional sea-level change 1900-2100, *Clim. Dyn.* **18**, 241-253.
- Grinsted, A., J. C. Moore, and S. Jevrejeva, 2007: Reconstructing sea level from paleo and projected temperatures 200 to 2100 AD, *Clim. Dyn.*, doi:10.1007/s00382-008-0507-2.
- Hansen, J., L. Nazarenko, R. Ruedy, M. Sato, J. Willis, A. Del Genio, D. Koch, A. Lacis, K. Lo, S. Menon, T. Novakov, J. Perlwitz, G. Russell, G. A. Schmidt, and N. Tausnev, 2005: Earth's energy imbalance: Confirmation and implications, *Science*, **308**, 1431-1435.
- Helsen, M. M., et al., 2008: Elevation changes in Antarctica mainly determined by accumulation variability, *Science*, DOI: 10.1126/science.1153894, 1626-1629.
- Hock, R., M. de Woul, V. Radic and M. Dyrugerov, 2009: Mountain glaciers and ice caps around Antarctica make a large sea-level rise contribution, *Geophys. Res. Lett.*, **36**, L00751, doi:10.1019/2008GL037020.
- Holgate, S., S. Jevrejeva, Ph. Woodworth, S. Brewer, 2007: Comment on "A Semi-Empirical Approach to Projecting Future Sea-Level Rise", *Science*, **317**.
- Holgate, S. J. and P. L. Woodworth: 2004: Evidence for enhanced coastal sea level rise during the 1990s, *Geophys. Res. Letters*, **31**, L07305.
- Howat, I., I. R. Joughin and T. A. Scambos, 2007: Rapid changes in ice discharge from Greenland outlet glaciers, *Science*, doi:10.1126/science.1138478.
- Hu, A. and G.A. Meehl, 2009: Effect of Atlantic hurricanes on the oceanic meridional overturning circulation and heat transport, *Geophys. Res. Lett.*, **36**, L03702, doi:10.2029/2008GL036680.
- IPCC 2007: Summary for policymakers. In *Climate Change: The Physical Science Basis. Contribution of Working Group 1 to the Fourth Assessment Report of the Intergovernmental Panel on Climate Change* (Solomon, S., D. Qin, M. Manning, Z. Chen, M. Marquis, K.B. Averyt, M. Tignor and H.L. Miller (eds.)). Cambridge University Press, Cambridge, United Kingdom and New York, NY, USA.
- Ishii, M. and M. Kimoto. 2009: Reevaluation of historical ocean heat content variations with time-varying XBT and MBT depth bias corrections, *J. Oceanogr.* **65**, 287-299.
- Jevrejeva, S. J.C. Moore, A. Grinsted and P.L. Woodworth 2008: Recent global sea level acceleration started over 200 years ago?, *Geophys. Res. Lett.*, **35**, L08715, doi:10.1029/2008GL03611.
- Joughin, I. et al., 2008: Seasonal Speedup Along the Western Flank of the Greenland Ice Sheet, *Science* **320**, 781-783, doi: 10.1126/science.1153288.
- Katsman, C. A., A. Sterl, J.J. Beersma, H. van den Brink, J. Church, W. Hazeleger, R. Kopp, D. Kroon, J. Kwadijk, R. Lammersen, J. Lowe, M. Oppenheimer, H-P. Plag, J. Ridley, H. v. Storch, D. G. Vaughan, P. Vellinga, B. Vermeers, R.S.W. van de Wal, R. Weisse, in prep.: High-end climate change scenarios for flood protection of a low lying delta, *Climate Change*, submitted.
- Katsman, C. A., Hazeleger, W., Driifhout, S. S., van Oldenborgh, G. J. and G. Burgers, 2008: Climate scenarios of sea level rise for the north-east Atlantic Ocean: a study including the effects of ocean dynamics and gravity changes induced by ice melt. *Climatic Change*, doi:10.1007/s10584-008-9442-9.
- Khan, S. A., J. Wahr, L.A. Stearns, G.S. Hamilton, T. van Dam, K.M. Larson, O. Francis, 2007: Elastic uplift in southeast Greenland due to rapid ice mass loss, *Geophys. Res. Lett.* **34**, L21701, doi:10.1029/2007GL031468.
- Kopp, R.E., F.J. Simons, Maloof, A.C. and M. Oppenheimer, Global and Local Sea Level During the Last Interglacial: A Probabilistic Assessment, *Nature*, under review
- Kovacs, A., 1996:, Sea ice. part II: Estimating the full-scale tensile, flexural, and compressive strength of first-year ice, CRREL Rep. 96-11, 17 pp., Cold Reg. Res. and Eng. Lab., Hanover, N. H.
- Krabill W. et al., 2000: Greenland Ice Sheet: High-elevation balance and peripheral thinning, *Science*, **289**, 428-430.
- Krabill, W., E. Hanna, P. Huybrechts, W. Abdalati, J. Cappelen, B. Csatho, E. Frederick, S. Manizadec, C. Martin, J. Sonntag, R. Swift, R. Thomas, J. Yungel, 2004: Greenland ice sheet increased coastal thinning, *Geophys. Res. Lett.* **31**, L24402, doi:10.1029/2004GL021533.
- Kwok, R., and D. A. Rothrock, 2009: Decline in Arctic sea ice thickness from submarine and ICESat records: 1958 - 2008, *Geophys. Res. Lett.*, **36**, L15501, doi:10.1029/2009GL039035.
- Kwok, R., G. F. Cunningham, M. Wensnahan, I. Rigor, H. J. Zwally, and D. Yi, 2009: Thinning and volume loss of the Arctic Ocean sea ice cover: 2003-2008, *J. Geophys. Res.*, **114**, C07005, doi:10.1029/2009JC005312.
- Lenton, T., Climate Change to the End of the Millennium, 2006: *Climatic Change* **76**, 7-29, doi:10.1007/s10584-005-9022-1.
- Levitus, S., J. I. Antonov, T. P. Boyer, R. A. Locarnini, H. E. Garcia, and A. V. Mishonov, 2009: Global ocean heat content 1955-2008 in light of recently revealed instrumentation problems, *Geophys. Res. Lett.*, **36**, L07608, doi:10.1029/2008GL037155.
- Levitus, S. J., I. Antonov, and T. P. Boyer, 2005: Warming of the world ocean, 1955-2003, *Geophys. Res. Lett.*, **32**, L02604, doi:10.1029/2004GL021592.
- Lindsay, R.W., J. Zhang, A. Schweiger. M. Steele and H. Stern, 2009: Arctic Sea Ice Retreat in 2007 Follows Thinning Trend, *J. Clim.* **22**, 165-176.
- Lisiecki, L. E. and M.E. Raymo, 2005: A Pliocene-Pleistocene stack of 57 globally distributed benthic 18O records, *Paleoceanography* **20**, 1-17.
- Luthcke, S.B., et al., 2006: Recent Greenland Ice Mass Loss by Drainage System from Satellite Gravity Observations, *Science* **314**, 1286 - 1289, DOI: 10.1126/science.1130776.
- Maslanik, J., S. Drobot, C. Fowler, W. Emery, and R. Barry, 2007a: On the Arctic climate paradox and the continuing role of atmospheric circulation in affecting sea ice conditions, *Geophys. Res. Lett.*, **34**, L03711, doi:10.1029/2006GL028269.
- Maslanik, J. A., C. Fowler, J. Stroeve, S. Drobot, J. Zwally, D. Yi, and W. Emery, 2007b: A younger, thinner Arctic ice cover: Increased potential for rapid, extensive sea-ice loss, *Geophys. Res. Lett.*, **34**, L24501, doi:10.1029/2007GL032043.
- McPhee, M. G., A. Proshutinsky, J. H. Morison, M. Steele, and M. B. Alkire, 2009: Rapid change in freshwater content of the Arctic Ocean, *Geophys. Res. Lett.*, **36**, L10602, doi:10.1029/2009GL037525.
- McPhee, M. G., T. P. Stanton, J. H. Morison, and D. G. Martinson, 1998: Freshening of the upper ocean in the Arctic: Is perennial ice disappearing?, *Geophys. Res. Lett.*, **25**(10), 1729-1732.
- Meehl, G. A., et al., 2007a: Global climate projections. In *S. Solomon, et al., editors, Climate Change: The Physical Science Basis. Contribution of Working Group 1 to the Fourth Assessment Report of the Intergovernmental Panel on Climate Change*. Cambridge University Press, Cambridge, United Kingdom and New York, NY, USA (2007).
- Meehl, G. A., et al., 2007b: The WCRP CMIP3 Multimodel Dataset: A New Era in Climate Change Research, *Bull. Am. Met. Soc.* **88**, 1383-1394.
- Meier, M.F., Dyrugerov, M.B., Rick, U.K., O'Neel, S., Pfeffer, W.T., Anderson, S.P. and Glazovsky, A.F. 2007: Glaciers dominate eustatic sea level rise in the 21st century. *Science*, **317**, 1064-1067.
- Milne, G.A., W.R. Gehrels, C.W. Hughes and M.E. Tamisiea, 2009: Identifying the causes of sea-level change, *Nature Geoscience*, doi:10.1038/ngeo544.
- Mitrovica, J. X., Tamisiea, M. E., Davis, J. L., Milne, G. A., 2001: Recent mass balance of polar ice sheets inferred from patterns of global sea level change. *Nature*, **409**, 1026-1029.
- Mitrovica, J.X., Peltier W.R, 1991: On post-glacial geoid subsidence over the equatorial ocean. *J. of Geoph. Res.* **96**, 20,053-20,071.
- Nick F. M., A. Vieli, I. Howat, I. Joughin 2009: Large-scale changes in Greenland outlet glacier dynamics triggered at the terminus. *Nature Geosciences*, doi:10.1038/NNGEO394.
- Oerlemans, J., M. Dyrugerov and R S W van de Wal, 2007: Reconstructing the glacier contribution to sea-level rise back to 1850. *The Cryosphere*, **1**, 59-65.
- Overpeck, J.T., et al., 2006: Paleoclimatic Evidence for Future Ice-Sheet Instability and Rapid Sea level Rise, *Science* **311**, 1747-1750, DOI: 10.1126/science.1115159.
- Pfeffer, W.T., J.T. Harper, and S. O'Neel, 2008: Kinematic constraints on glacier contributions to the 21st-century sea-level rise. *Science*, **321**, 1340-1343.
- Plag, H.-P. and Jüttner, H.-U., 2001: Inversion of global tide gauge data for present day ice load changes, in *Proceed. Second Int. Symp. on Environmental research in the Arctic and Fjrh Ny-Alesund Scientific Seminar*, edited by T. Yamanouchi, Special Issue, No. 54 in *Memoirs of the National Institute of Polar Research*, pp. 301-317.
- Pritchard, H.D, R. J. Arthern, D. G. Vaughan, L. A. Edwards, 2009: Extensive dynamic thinning on the margins of the Greenland and Antarctic ice sheets. *Nature*, **461**, doi:10.1038/nature08471.
- Ramillien, G. et al., 2006. Interannual variations of the mass balance of the Antarctica and Greenland ice sheets from GRACE. *Glob. Plan. Change*, **53**, 198-208.
- Pritchard and D. Vaughan, 2007: Widespread acceleration of tide water glaciers on the Antarctic Peninsula. *J. of Geophys. Res.*, **112**, F03S29, doi:10.1029/2006JF000597.
- Rahmstorf, S., 2007: A semi-empirical approach to projecting future sea level rise. *Science*, **315**, 368 - 370, doi:10.1126/science.1135456.
- Rahmstorf, S. 2007b: Response to comments on "A Semi-Empirical Approach to Projecting Future Sea-Level Rise", *Science*, **317**.
- Raper, S. C. B., J. M. Gregory, and R. J. Stouffer, 2002: The role of climate sensitivity and ocean heat uptake on AOGCM transient temperature response. *J. Climate* **15**, 124-130.
- Ridley, J., J. Lowe, C. Brierley, and G. Harris, 2007: Uncertainty in the sensitivity of Arctic sea ice to global warming in a perturbed parameter climate model ensemble, *Geophys. Res. Lett.*, **34**, L19704, doi:10.1029/2007GL031209.
- Rignot, E., and P. Kanagaratnam, 2006: Changes in the velocity structure of the Greenland Ice Sheet, *Science* **311**, 986-990.

- Rignot, E., et al., 2008: Recent Antarctic mass loss from radar interferometry and regional climate modelling. *Nature Geosciences* 2, 106-110.
- Rignot, E., J.E. Box, E. Burgess, E. Hanna, 2008: Mass balance of the Greenland ice sheet from 1958-2007. *Geophys. Res. Lett.*, 35, L20502, doi:10.1029/2008GL035417.
- Rigor, I. G., and J. M. Wallace, 2004: Variations in the age of Arctic sea-ice and summer sea-ice extent, *Geophys. Res. Lett.*, 31, L09401, doi:10.1029/2004GL019492.
- Rigor, I. G., J. M. Wallace, and R. L. Colony, 2002: Response of sea ice to the Arctic oscillation, *J. Clim.*, 15, 2648-2663.
- Rohling, E. J., et al., 2008: High rates of sea level rise during the last interglacial period. *Nature Geoscience* 1, 38-42, doi:10.1038/ngeo.2007.28.
- Schmith, T., S. Johansen, P. Thejll, 2007: Comment on "A Semi-Empirical Approach to Projecting Future Sea-Level Rise", *Science*, 317.
- Serreze, M. C., M. M. Holland, and J. Stroeve, 2007: Perspectives on the Arctic's shrinking sea-ice cover, *Science*, 315, 1533-1536.
- Shackleton, N. J., Hall, M. A. and E. Vincent, 2000: Phase relationships between millennial-scale events 64,000-24,000 years ago. *Paleoceanography* 15, 565-569.
- Slobbe, D. C., R.C. Lindenbergh and P. Ditmar, 2008: Estimation of volume change rates of Greenland's ice sheet from ICESat data using overlapping footprints. *Remote Sensing of Environment*, 112, 4204-4213.
- Stroeve, J., M. M. Holland, W. Meier, T. Scambos, and M. Serreze, 2007: Arctic sea ice decline: Faster than forecast, *Geophys. Res. Lett.*, 34, L09501, doi:10.1029/2007GL029703.
- Tedesco, M., X. Fettweis, M.R. van den Broeke, R.S.W. van de Wal, and P. Smeets, 2008: Extreme Snowmelt in Northern Greenland During Summer, *Eos Trans. AGU* 89(41), doi:10.1029/2008EO410004.
- Thomas R., E. Frederick, W. Krabill, S. Manizade and C. Martin, 2006: Progressive increase in ice loss from Greenland. *Geophys. Res. Lett.*, 33, L10503, doi:10.1029/2006GL026075.
- Tucker, W. B., III, J. W. Weatherly, D. T. Eppler, L. D. Farmer, and D. L. Bentley, 2001: Evidence for rapid thinning of sea ice in the western Arctic Ocean at the end of the 1980s, *Geophys. Res. Lett.*, 28(14), 2851-2854.
- Turner, J., J. C. Comiso, G. J. Marshall, T. A. Lachlan-Cope, T. Bracegirdle, T. Maksym, M. P. Meredith, Z. Wang, and A. Orr, 2009: Non-annular atmospheric circulation change induced by stratospheric ozone depletion and its role in the recent increase of Antarctic sea ice extent, *Geophys. Res. Lett.*, 36, L08502, doi:10.1029/2009GL037524.
- Van de Wal R.S.W et al., 2008: Large and rapid velocity changes in the ablation zone of the Greenland ice sheet. *Science* 321,111-113.
- Vaughan, D., 2008: West Antarctic ice sheet collapse – the fall and rise of a paradigm. *Climatic Change*, 91, 65-79.
- Vaughan, D. G., 2006: Recent trends in melting conditions on the Antarctic Peninsula and their implications for ice-sheet mass balance, *Arctic, Antarctic and Alpine Research*, 38, 147-152.
- Vaughan et al., 2003: Recent rapid regional climate warming on the Antarctic Peninsula, *Climatic Change*, 60, 243-274.
- Velicogna, I. and J. Wahr, 2006: Measurements of time-variable gravity shows mass loss in Antarctica. *Science*, 311, 1754, doi: 10.1126/science.1123785.
- Velicogna I. 2009: Increasing rates of ice mass loss from the Greenland and Antarctic ice sheets revealed by GRACE. *Geophys. Res. Lett.*, 36, L19503, doi:10.1029/2009GL040222.
- Wingham, D.J., et al., 2006: Mass balance of the Antarctic ice sheet. *Phil. Trans. R. Soc. A*, 364, 1627-1635.
- Woodward, R. S., 1888: On the form and position of mean sea level, *US Geol. Surv. Bull.* 48, 87-170.
- Willis, J. K., J. M. Lyman, G. C. Johnson, and J. Gilson, 2007: Correction to "Recent cooling of the upper ocean," *Geophys. Res. Lett.*, 34, L16601, doi:10.1029/2007GL030323.
- Wouters, B., D. Chambers and E.J.O. Schrama, 2008: Grace observes small-scale mass loss in Greenland. *Geophys. Res. Lett.*, 35, L20501, doi:10.1029/2008GL034816.
- Wunsch C., R.M. Ponte, P. Heimbach, 2007: Decadal trends in sea level patterns:1993-2004. *J. Climate*, 20(24), 5889-5911.
- Yin, J., M.E. Schlesinger and R.J. Stouffer, 2009: Model projections of rapid sea-level rise on the northeast coast of the United States, *Nature Geoscience* 2, 262 - 266, doi:10.1038/ngeo462.
- Zagwijn, W. H., 1983: Sea level changes in the Netherlands during the Eemian. *Geologie en Mijnbouw* 62, 437-450.
- Zwally, H. J., et al., 2002: Surface Melt-Induced Acceleration of Greenland Ice-Sheet Flow, *Science* 218, 218-222.
- Zwally, H.J. et al., 2005: Mass changes of the Greenland and Antarctic ice sheets and shelves and contributions to sea level rise: 1992-2002. *J. Glaciol.*, 51, 509-527.
- 2.1.4. Climate changes due to solar variability
- Arnold, F. 2008: Atmospheric ions and aerosol formation, *Space Sci. Rev.*, 137, 225-239.
- Baliunas, S. and R. Jastrow, 1990: Evidence for long-term brightness changes of solar-type stars. *Nature*, 348(6301), 520-522.
- Bard, E. and G. Delaygue, 2007: Comment on "Are there connections between the Earth's magnetic field and climate?" by V. Courtillot, Y. Gallet, J.-L. Le Mouél, F. Fluteau, A. Genevey, *EPSL* 253, 328.
- Bazilevskaia G.A. et al., 2008: Cosmic ray induced ion production in the atmosphere *Space Sci. Rev.* 137 149.
- Benestad, R. E., and G. A. Schmidt, 2009: Solar trends and global warming, *J. Geophys. Res.*, 114, D14101, doi:10.1029/2008JD011639.
- Bertrand, C., M.F. Loutre, M. Crucifix, and A. Berger, 2002: Climate of the last millennium: a sensitivity study. *Tellus*, 54A(3), 221-244.
- Brohan, P., Kennedy, J.J., Harris, I., Tett, S.F.B., Jones, P.D., 2006: Uncertainty estimates in regional and global observed temperature changes: a new dataset from 1850, *J. Geophys. Res.* 111, D12106.
- Camp, C. D. and K. K. Tung, 2007: Surface warming by the solar cycle as revealed by the composite mean difference projection, *Geophys. Res. Lett.*, 34, L14703, doi:10.1029/2007GL030207.
- Carlsaw, K.S., R.G. Harrison, and J. Kirkby, 2002: Atmospheric science: Cosmic rays, clouds, and climate. *Science*, 298(5599), 1732-1737.
- Courtillot, V., Gallet, Y., Le Mouél, J.-L., Fluteau, F., Genevey, A., 2007: Are there connections between the Earth's magnetic field and climate?, *Earth Planet Sci. Lett.* 253, 328-339.
- Crowley, T.J., and T.S. Lowery, 2000: How warm was the medieval warm period? *Ambio*, 29(1), 51-54.
- De Jager, C. and S. Duhau, 2009a: Forecasting the parameters of sunspot cycle 24 and beyond, *J. Atm and Solar Terr. Phys.*, 71, 239-245.
- De Jager, C. and S. Duhau, 2009b: Episodes of relative global warming, *J. Atm and Solar Terr. Phys.*, 71, 194-198.
- Duffy, P.B., B. Santer and T. Wigley, 2009: Solar variability does not explain late 20th century warming, *Physics Today*, January 2009, 48-49.
- Duhau, S. and C. de Jager, 2008: The Solar Dynamo and Its Phase Transitions during the Last Millennium, *Solar Phys.* 250: 1-15, DOI 10.1007/s11207-008-9212-x.
- Eichkorn, S., Wilhelm, S., Aufmhoff, H., Wohlfrom, K. H., and Arnold, F., 2002: Cosmic-ray induced aerosol formation: First observational evidence from aircraft-based ion mass spectrometer measurements in the upper troposphere, *Geophys. Res. Lett.*, 29, 1698, doi:10.1029/2002GL015044.
- Erllyk, A.D., T. Sloan and A.W. Wolfendale, 2009: Solar activity and the mean global temperature, *Environ. Res. Lett.* 4 (2009) 014006 (5pp), doi:10.1088/1748-9326/4/1/014006.
- Evan, A.T., A.K. Heidinger and D.J. Virmont, 2007: *Geophys. Res. Lett.* 34 L04701.
- Foster, S.S., 2004: *Reconstruction of solar irradiance variations for use in studies of global climate change: application of recent SOHO observations with historic data from the Greenwich Observatory.* PhD thesis, University of Southampton, Faculty of Science, School of Physics and Astronomy, Southampton.
- Fröhlich, C. and J. Lean, 1998: The Sun's total irradiance: Cycles, trends and related climate change uncertainties since 1776, *Geophys. Res. Lett.*, 25, 4377-4380, doi:10.1029/1998GL900157.
- Fröhlich, C., 2006: Using precise solar limb shape measurements to study the solar cycle, *Space Sciences Review* 125, 53.
- Fröhlich, C., 2006: Solar irradiance variability since 1978, *Space Sci. Rev.* 125, 53-65, doi:10.1007/s11214-006-9046-5.
- Fröhlich, C. and J. Lean, 2004: Solar radiative output and its variability: evidence and mechanisms, *Astron. Astrophys. Rev.* 12, 273-320, doi:10.1007/s00159-004-0024-1.
- Foukal, P., G. North, and T. Wigley, 2004: A stellar view on solar variations and climate. *Science* 306, 68-69.
- Gerber, S. et al., 2003: Constraining temperature variations over the last millennium by comparing simulated and observed atmospheric CO₂. *Clim. Dyn.*, 20(2-3), 281-299.
- Goode, P.R. and E. Pallé, 2007: Shortwave forcing of the Earth's climate: Modern and historical variations in the Sun's irradiance and the Earth's reflectance, *Journal of Atmospheric and Solar-Terrestrial Physics* 69, 1556-1568.
- Gray, L.J., S.T. Rumbold and K.P. Shine, 2009: Stratospheric Temperature and Radiative Forcing Response to 11-Year Solar Cycle Changes in Irradiance and Ozone, *J. Atm. Sc.*, 66, 2402-2417.
- Hall, J.C., and G.W. Lockwood, 2004: The chromospheric activity and variability of cycling and flat activity solar-analog stars. *Astrophysical Journal*, 614(2 1), 942-946.
- Hansen, J., R. Ruedy, J. Glascoe and M. Sato, 1999: GISS analysis of surface temperature change, *J. Geophys. Res.* 104, 30 997-31 022, doi:10.1029/1999JD900835.
- Harrison, R.G. and K.S. Carlsaw, 2003: Ion-aerosol-cloud processes in the lower atmosphere. *Reviews of Geophysics*, 41, 2-1.

- Hartmann, D.L., M.E. Ockert-Bell and M.L. Michelsen, 1992: the effect of cloud type on the earth's energy balance: global analysis, *J. Clim.*, 5, 1281-1304.
- Hegerl, G.C., T.J. Crowley, W.T. Hyde and D.J. Frame, 2006: Climate sensitivity constrained by temperature reconstructions over the past seven centuries. *Nature*, 440, 1029-1032.
- Intergovernmental Panel on Climate Change (IPCC), 2001: *Climate Change 2001, The Scientific Basis*, Houghton, J.T., Y. Ding, D.J. Griggs, M. Noguer, P.J. van der Linden, X. Dai, K. Maskell, and C.A. Johnson (Eds.).
- Intergovernmental Panel on Climate Change (IPCC), 2007: *Climate Change 2007, The Physical Science Basis, Contribution of Working Group I to the Fourth Assessment Report of the Intergovernmental Panel on Climate Change*, Solomon, S., D. Qin, M. Manning, Z. Chen, M. Marquis, K.B. Averyt, M. Tignor and H.L. Miller (eds.). Cambridge University Press, Cambridge, United Kingdom and New York, NY, USA, 996 pp.
- Jackman, C. H., Nielsen, J. E., Allen, D. J., Cerniglia, M. C., McPeters, R. D., Douglass, A. R. and Rood, R. B., 1993: The effects of the October 1989 solar proton events on the stratosphere as computed using a three-dimensional model, *Geophys. Res. Lett.* 20, 459-462.
- Jackman, C. H., McPeters, R. D., Labow, G. J., Fleming, E. L., Praderas, C. J. & Russell, J. M., 2001: Northern Hemisphere atmospheric effects due to the July 2000 solar proton event, *Geophys. Res. Lett.* 28, 2883-2886. (doi:10.1029/2001GL013221).
- Jones, P.D., New, M., Parker, D.E., Martin, S., Rigor, I.G., 1999: Surface air temperature and its changes over the past 150 yrs. *Rev. Geophys.* 37, 173-199.
- Kazil, J., Lovejoy, E. R., Barth, M. C., and O'Brien, K., 2006: Aerosol nucleation over oceans and the role of galactic cosmic rays, *Atmos. Chem. Phys.* 6, 4905-4924.
- Kodera, K., K. Coughlin, and O. Arakawa, 2007: Possible modulation of the connection between the Pacific and Indian Ocean variability by the solar cycle, *Geophys. Res. Lett.* 34, L03710, doi:10.1029/2006GL027827.
- Kristjánsson, J.E., C. W. Stjern, F. Stordal, A. M. Fjærraa, G. Myhre and K. Jónasson, 2008: Cosmic rays, cloud condensation nuclei and clouds – a reassessment using MODIS data, *Atmos. Chem. Phys.*, 8, 7373-7387.
- Krivova, N. A., L. Balmaceda and S. K. Solanki, 2007: Reconstruction of solar total irradiance since 1700 from the surface magnetic flux, *Astron. Astrophys.*, 467, 335-346.
- Krivova, N.A., S.K. Solanki, M. Fligge and Y.C. Unruh, 2003: Reconstruction of solar irradiance variations in cycle 23: is solar surface magnetism the cause?, *Astron. Astrophys.* 399, L1-L4, doi:10.1051/0004-6361:20030029.
- Lean, J. L., and D. H. Rind, 2009: How will Earth's surface temperature change in future decades?, *Geophys. Res. Lett.*, 36, L15708, doi:10.1029/2009GL038932.
- Lean, J.L., Y.M. Wang, and N.R. Sheeley, 2002: The effect of increasing solar activity on the Sun's total and open magnetic flux during multiple cycles: Implications for solar forcing of climate. *Geophys. Res. Lett.*, 29.
- Lean, J., 2000: Evolution of the Sun's spectral irradiance since the Maunder Minimum, *Geophys. Res. Lett.*, 27, 2425-2428.
- Lockwood, M. and C Fröhlich, 2007: Recent oppositely directed trends in solar climate forcings and the global mean surface air temperature, *Proc. R. Soc. A* 463, doi:10.1098/rspa.2007.1880.
- Lockwood, M. & Fröhlich, C., 2008: Recent oppositely directed trends in solar climate forcings and the global mean surface air temperature. II. Different reconstructions of the total solar irradiance variation and dependence on response time scale, *Proc. R. Soc. A* 464, 1367-1385, doi:10.1098/rspa.2007.0347.
- Lockwood, M., 2006: What do cosmogenic isotopes tell us about past solar forcing of climate?, *Space Sci. Rev.* 125, 95-109, doi:10.1007/s11214-006-9049-2.
- Lockwood, M., 2008: Recent changes in solar outputs and the global mean surface temperature. III. Analysis of contributions to global mean air surface temperature rise. *Proc. R. Soc. A* 464, 1387-1404, doi:10.1098/rspa.2007.0348.
- Lockwood, M., and R. Stamper, 1999: Long-term drift of the coronal source magnetic flux and the total solar irradiance. *Geophys. Res. Lett.*, 26(16), 2461-2464.
- Lockwood, M., Stamper, R. and Wild, M. N., 1999: A doubling of the sun's coronal magnetic field during the last 100 years, *Nature* 399, 437-439, doi:10.1038/20867.
- Mann, M. E., and P. D. Jones, 2003: Global surface temperatures over the past two millennia, *Geophys. Res. Lett.*, 30(15), 1820, doi:10.1029/2003GL017814.
- Marsh N. and H. Svensmark, 2000: Low cloud properties influenced by cosmic rays *Phys. Rev. Lett.* 85 5004.
- Mayaud, P.N., 1972: The aa-index: a 100-years series characterizing the geomag-netic activity. *J. Geophys. Res.* 67, 6870.
- Gerald A. Meehl, G.A., J.M. Arblaster, K. Matthes, F. Sassi and H. van Loon, 2009: Amplifying the Pacific Climate System Response to a Small 11-Year Solar Cycle Forcing, *Science*, 325, 1114-1118.
- Moberg, A., et al., 2005: Highly variable Northern Hemisphere temperatures reconstructed from low- and high-resolution proxy data, *Nature*, 433, 613-617.
- Nagovitsyn, Yu.A., 2006: Solar and geomagnetic activity on a long time scale: reconstruction and possibilities for prediction, *Astronomy Letters* 32, 344.
- Neher, H. V., 1971: Cosmic rays at high latitudes and altitudes covering four solar maxima, *J. Geophys. Res.*, 76, 1637-1651.
- Nevalinna, H., Kataja, E., 1993: An extension of the geomagnetic index series aa for two solar cycles. *Geophys. Res. Lett.* 20, 2703.
- North, G.R., Q. Wu and M. Stevens, 2004: in *Solar variability and its effects on climate*, J.M. Pap and M. Fox (eds.), Geophysical Monograph, 141, American Geophysical Union, Washington, DC, p.251.
- Pallé, E. and C.J. Butler, 2000: *Astron. Geophys.* 41 18.
- Pallé, E., Butler, C.J., O'Brien, K., 2004b: The possible connection between ionization in the atmosphere by cosmic rays and low level clouds. *Journal of Atmospheric and Solar-Terrestrial Physics* 66, 1779-1790.
- Pallé, E., Goode, P.R., Montañés-Rodríguez, P., Koonin, S.E., 2006: Can the Earth's albedo and surface temperatures increase together?, *EOS* 87 (4), 24.
- Pierce, J. R., and P. J. Adams, 2009: Can cosmic rays affect cloud condensation nuclei by altering new particle formation rates?, *Geophys. Res. Lett.*, 36, L09820, doi:10.1029/2009GL037946.
- Pierce, J. R., and P. J. Adams, 2007: Efficiency of cloud condensation nuclei formation from ultrafine particles, *Atmos. Chem. Phys.*, 7, 1367-1379.
- Scafetta, N., and R. C. Willson, 2009: ACRIM-gap and TSI trend issue resolved using a surface magnetic flux TSI proxy model, *Geophys. Res. Lett.*, 36, L05701, doi:10.1029/2008GL036307.
- Scafetta, N., and B. J. West, 2007: Phenomenological reconstructions of the solar signature in the Northern Hemisphere surface temperature records since 1600, *J. Geophys. Res.*, 112, D24S03, doi:10.1029/2007JD008437.
- Scafetta, N. and B.J. West, 2008: Is climate sensitive to solar variability?, *Physics Today*, March 2008, 50-51.
- Seppälä, A., Verronen, P. T., Kyrölä, E., Hassinen, S., Backman, L., Hauchecorne, A., Bertaux, J. L. & Fussen, D., 2004: Solar proton events of October–November 2003: ozone depletion in the Northern Hemisphere polar winter as seen by GOMOS/Envisat, *Geophys. Res. Lett.* 31, L19 107, doi:10.1029/2004GL021042.
- Sloan, T. and A. Wolfendale, 2008: Testing the proposed causal link between cosmic rays and cloud cover, *Environ. Res. Lett.* 3, 024001 (6pp).
- Solanki, S.K. and N.A. Krivova, 2006: Solar variability of possible relevance for planetary climates, *Space Sci. Rev.* 125, 25-37, doi:10.1007/s11214-006-9044-7.
- Solanki, S.K., 2002: Solar variability and climate change: is there a link?, *Astron. Geophys.* 43, 5.09-5.13.
- Svalgaard, L., E.W. Cliver and P. Le Sager, 2004: IHV: A new long-term geomagnetic index. *Advances in Space Research*, 34(2), 436-439.
- Svensmark, H., T. Bondo and J. Svensmark, 2009: Cosmic ray decreases affect atmospheric aerosols and clouds, *Geophys. Res. Lett.*, 36, L15101, doi:10.1029/2009GL038429.
- Svensmark, H., J.O. Pedersen, N.D. Marsh, M.B. Enghoff and U.I. Uggerhoj, 2007: Experimental evidence for the role of ions in particle nucleation under atmospheric conditions, *Proc. R. Soc. A*, 463, 385-396, doi:10.1098/rspa.2006/1773.
- Svensmark, H. And E. Friis-Christensen, 1997: Variation of cosmic ray flux and global cloud coverage- a missing link in solar climate relationships, *J. Atm. And Solar- Terr. Phys.*, 59, 1225- 1232.
- Tett, S.F.B. et al., 2007: The impact of natural and anthropogenic forcings on climate and hydrology since 1550. *Clim. Dyn.*, 28(1), 3-34.
- Usoskin, I. G., and G. A. Kovaltsov, 2006: Cosmic ray induced ionization in the atmosphere: Full modeling and practical applications, *J. Geophys. Res.*, 111, D21206, doi:10.1029/2006JD007150.
- Van Dorland, R., C. de Jager and G.J.M. Versteegh, 2006: *Scientific Assessment of Solar Induced Climate Change*, Report 500102001 Climate Change: Scientific assessment and policy analysis (WAB).
- Van Ulden, A.P. and R. van Dorland, 2000: Natural variability of the global mean temperatures: contributions from solar irradiance changes, volcanic eruptions and El Nino, in *Proc. 1st Solar and Space Weather Euroconference: The Solar Cycle and Terrestrial Climate*, Santa Cruz de Tenerife, Spain, 25-29 September 2000 (ESA SP-463, December 2000).
- Wang, Y.M., J.L. Lean and N.R. Sheeley, 2005: Modeling the sun's magnetic field and irradiance since 1713. *Astrophysical Journal*, 625(1), 522-538.
- Wilson, R.C, 1997: Total solar irradiance trend during solar cycles 21 and 22, *Science*, 277, 1963-1965.
- Yu, F., Wang, Z., Luo, G. and Turco, R., 2008: Ion-mediated nucleation as an important global source of tropospheric aerosols, *Atmos. Chem. Phys.* 8, 2537-2554.
- Yu, F., 2002: Altitude variations of cosmic ray induced production of aerosols: Implications for global cloudiness and climate. *J. Geophys. Res.*, 107(A7), 1118, doi:10.1029/2001JA000248.

- Yu, F. and Turco, R. P., 2001: From molecular clusters to nanoparticles: Role of ambient ionization in tropospheric aerosol formation, *J. Geophys. Res.*, 106(D5), 4797–4814.
- Zhang, Y., W. B. Rossow, A. A. Lacis, V. Oinas, and M. I. Mishchenko, 2004: Calculation of radiative fluxes from the surface to top of atmosphere based on ISCCP and other global data sets: Refinements of the radiative transfer model and the input data, *J. Geophys. Res.*, 109, D19105, doi:10.1029/2003JD004457.
- 2.1.5. The Carbon Cycle**
- Bonan, G.B., 2008: Forests and Climate Change: Forcings, Feedbacks, and the Climate Benefits of Forests. *Science*, 320. doi: 10.1126/science.1155121, 1444.
- Bowman, D., Balch, J., Artaxo, P., Bond, W., Carlson, J., Cochrane, M., 2009: Fire in the Earth System. *Science*, 324 (5926), 481-484.
- Canadell, J., Le Quééré, C., Raupach, M., Field, C., Buitenhuis, E., Ciais, P., 2007: Contributions to accelerating atmospheric CO₂ growth from economic activity, carbon intensity, and efficiency of natural sinks. *Proceedings of the National Academy of Sciences*, 104 (47), 18866.
- Ciais, P., Reichstein, M., Viovy, N., Granier, A., Ogee, J., Allard, V., 2005: Europe-wide reduction in primary productivity caused by the heat and drought in 2003. *Nature*, 437, 529-533.
- Ciais, P., Schelhaas, M., Zaehle, S., Piao, S., Cescatti, A., Liski, J., 2008: Carbon accumulation in European forests. *Nature Geoscience*, 1 (7), 425-429.
- Cao, L., & Caldeira, K. (2008). Atmospheric CO₂ stabilization and ocean acidification. *Geophys. Res. Lett.* 35 (19), L19609.
- Denman, K.L., G. Brasseur, A. Chidthaisong, P. Ciais, P.M. Cox, R.E. Dickinson, D. Hauglustaine, C. Heinze, E. Holland, D. Jacob, U. Lohmann, S Ramachandran, P.L. da Silva Dias, S.C. Wofsy and X. Zhang, 2007: Couplings Between Changes in the Climate System and Biogeochemistry. In: *Climate Change 2007: The Physical Science Basis. Contribution of Working Group I to the Fourth Assessment Report of the Intergovernmental Panel on Climate Change* [Solomon, S., D. Qin, M. Manning, Z. Chen, M. Marquis, K.B. Averyt, M.Tignor and H.L. Miller (eds.)]. Cambridge University Press, Cambridge, United Kingdom and New York, NY, USA.
- Dolman JA, Valentini R, Freibauer A, Eds., 2008: The Continental-Scale Greenhouse Gas Balance of Europe. *Ecological Studies*204. Springer, Berlin.
- Dueck, T., de Visser, R., Poorter, H., Persijn, S., Gorissen, A., de Visser, W., 2007: No evidence for substantial aerobic methane emission by terrestrial plants: a ¹³C-labelling approach. *New Phytologist* , 175 (1), 29-35.
- Fabry, V., Seibel, B., Feely, R., and Orr, J., 2008: Impacts of ocean acidification on marine fauna and ecosystem processes. *ICES Journal of Marine Science*, 65 (3), 414.
- Field, R., Werf, G., and Shen, S., 2009: Human amplification of drought-induced biomass burning in Indonesia since 1960. *Nature Geoscience*, 2 (3), 1-4.
- Fischer, H., Behrens, M., Bock, M., Richter, U., Schmitt, J., Loulergue, L., 2008: Changing boreal methane sources and constant biomass burning during the last termination. *Nature* , 452 (7189), 864-867.
- Frankenberg, C., Bergamaschi, P., Butz, A., Houweling, S., Meirink, J., Notholt, J., 2008: Tropical methane emissions: A revised view from SCIAMACHY onboard ENVISAT. *Geophys. Res. Lett.* , 35. doi:10.1029/2008GL034300.
- Galloway, J., Townsend, A., Erisman, J., Bekunda, M., Cai, Z., Freney, J., 2008: Transformation of the nitrogen cycle: Recent trends, questions, and potential solutions. *Science*, 320 (5878), 889.
- Gruber, N., 2009: Carbon cycle Fickle trends in the ocean. *Nature*, 458 (7235), 155-156.
- Gruber, N., Gloor, M., Mikaloff Fletcher, S., Doney, S., Dutkiewicz, S., Follows, M., 2009: Oceanic sources, sinks, and transport of atmospheric CO₂. *Global Biogeochemical Cycles*, 23 (1), 1-21.
- Heimann, M., & Reichstein, M., 2008: Terrestrial ecosystem carbon dynamics and climate feedbacks. *Nature*, 451, 289-292.
- IPCC, 2000: Special Report on Emission Scenarios (SRES). See <http://www.ipcc.ch/ipccreports/sres/emission/index.htm>
- Janssens, I.V. and S. Luyssaert, (2009) Carbon cycle: Nitrogen's carbon bonus, *Nature Geoscience* 2, 318-319 (30 April 2009) doi:10.1038/ngeo0505.
- Keppler, F., J. T. G. Hamilton, M. Braß, and T. Roeckmann, 2006: Methane emissions from terrestrial plants under aerobic conditions, *Nature*, 439(7073), 187 – 191.
- Le Quere, C., Rodenbeck, C., Buitenhuis, E., Conway, T., Langenfelds, R., Gomez, A., 2008: Response to Comments on " Saturation of the Southern Ocean CO₂ Sink Due to Recent Climate Change". *Science*, 319 (5863), 570c.
- Le Quere, C., Rodenbeck, C., Buitenhuis, E., Conway, T., Langenfelds, R., Gomez, A., 2007: Saturation of the Southern Ocean CO₂ Sink Due to Recent Climate Change. *Science*, 316 (5832), 1735-1738.
- Lewis, S., Lopez-Gonzalez, G., Sonké, B., Affum-Baffoe, K., Baker, T., Ojo, L., 2009: Increasing carbon storage in intact African tropical forests. *Nature*, 457 (7232), 1003-1006.
- Li, W. H. et al. (2007). Future precipitation changes and their implications for tropical peatlands, *Geophys. Res. Lett.* 34,doi:10.1029/2006GL028364.
- Luyssaert, S., Schulze, E.-D., Börner, A., Knohl, A., Hessenmöller, D., Law, B., 2008: Old-growth forests as global carbon sinks. *Nature*, 455 (7210), 213-215.
- Magnani, F., Mencuccini, M., Borghetti, M., Berbigier, P., Berninger, F., Delzon, S., 2007: The human footprint in the carbon cycle of temperate and boreal forests. *Nature*, 447, 849-851.
- Mercado, L., Bellouin, N., Sitch, S., & Boucher, O., 2009: Impact of changes in diffuse radiation on the global land carbon sink. *Nature*, 458, 1014-1018.
- Mikaloff Fletcher, S., Gruber, N., Jacobson, A., Gloor, M., Doney, S., Dutkiewicz, S., 2007: Inverse estimates of the oceanic sources and sinks of natural CO₂ and the implied oceanic carbon transport. *Global Biogeochemical Cycles*, 21 (1), 1-19.
- Nepstad, D., & Stickler, C., 2008: Interactions among Amazon land use, forests and climate: prospects for a near-term forest tipping point. *Philosophical Transactions of the Royal Society B: Biological Sciences*, 363 (1498), 1737.
- Peters, W., Jacobson, A., Sweeney, C., Andrews, A., Conway, T., Masarie, K., 2007: An atmospheric perspective on North American carbon dioxide exchange: CarbonTracker. *Proceedings of the National Academy of Sciences*, 104 (48), 18925.
- Phillips, O., Aragao, L., Lewis, S., Fisher, J., Lloyd, J., Lopez-Gonzalez, G., 2009: Drought Sensitivity of the Amazon Rainforest. *Science*, 323 (5919), 1344.
- Piao, S., Fang, J., Ciais, P., Peylin, P., Huang, Y., Sitch, S., 2009: The carbon balance of terrestrial ecosystems in China. *Nature*, 458 (7241), 1009-1013.
- Piao, S., Friedlingstein, P., Ciais, P., Peylin, P., Zhu, B., & Reichstein, M., 2009: Footprint of temperature changes in the temperate and boreal forest carbon balance. *Geophysical Research Letters*, 36 (7), 1-5.
- Xu-Ri, Prentice, I., 2008: Terrestrial nitrogen cycle simulation with a dynamic global vegetation model. *Global Change Biology*, 14 (8), 1745-1764.
- Randerson, J.T., Hoffman, F.M., Thornton, P.E, Mahowald, N.M., 2009: Systematic assessment of terrestrial biogeochemistry in coupled climate-carbon models, *Global Change Biology*15, 2462–2484, doi: 10.1111/j.1365-2486.2009.01912.x.
- Raupch, M., Marland, G., Ciais, P., Le Quééré, C., Canadell, J., Klepper, G., 2007: Global and regional drivers of accelerating CO₂ emissions, *Proceedings of the National Academy of Sciences*, 104 (24), 10288.
- Reay, D., Dentener, F., Smith, P., Grace, J. and Feely, R., Global nitrogen deposition and carbon sinks. *Nature Geoscience* , 1 430-437.
- Schulze, E.-D., Luyssaert, S., Ciais, P., Freibauer, A, Janssens, I., 2009: Importance of methane and nitrous oxide for Europe's terrestrial greenhouse-gas balance, *Nature Geoscience*2, 12 doi: 10.1038/ngeo0686.
- Schuur, E., Bockheim, J., Canadell, J., Euskirchen, E., Field, C., Goryachkin, S., 2008: Vulnerability of permafrost carbon to climate change: implications for the global carbon cycle. *BioScience*, 58 (8), 701-714.
- Schuur, E., Vogel, J., Crummer, K., Lee, H., Sickman, J., & Osterkamp, T., 2009: The effect of permafrost thaw on old carbon release and net carbon exchange from tundra. *Nature* , 459 (7246), 556-559.
- Schuster, U., & Watson, A., 2007: A variable and decreasing sink for atmospheric CO₂ in the North Atlantic. *J. Geophys. Res.* 112. 10.1029/2006JC003941.
- Silverman, J., Lazar, B., Cao, L., Caldeira, K. and Erez, J., 2009: Coral reefs may start dissolving when atmospheric CO₂ doubles. *Geophys. Res. Lett.* 36, doi:10.1029/2008GL036282.
- Sitch, S., Huntingford, C., Gedney, N., Levy, P., Lomas, M., Piao, S., 2008: Evaluation of the terrestrial carbon cycle, future plant geography and climate-carbon cycle feedbacks using five Dynamic Global Vegetation Models (DGVMs). *Global Change Biology*, 14 (9), 2015-2039.
- Sokolov, A., Kicklighter, D., Melillo, J., Felzer, B., Schlosser, C., & Cronin, T., 2008: Consequences of Considering Carbon-Nitrogen Interactions on the Feedbacks between Climate and the Terrestrial Carbon Cycle. *J. Clim.*, 21 (15), 3776-3796.
- Stephens, B., Gurney, K., Tans, P., Sweeney, C., Peters, W., Bruhwiler, L., 2007: Weak northern and strong tropical land carbon uptake from vertical profiles of atmospheric CO₂. *Science*, 316 (5832), 1732.
- Takahashi, T., Sutherland, S. C. and Kozyar, A., 2008: Global Ocean Surface Water Partial Pressure of CO₂ Database: Measurements Performed during 1968-2006 (Version 1.0). ORNL/CDIAC-152, NDP-088. Carbon Dioxide Information Analysis Center, Oak Ridge National Laboratory, U. S. Department of Energy, Oak Ridge, TN 37831, pp.20.
- Thomas, H., Prowe, A., Lima, I. And Doney, S., 2008: Changes in the North Atlantic Oscillation influence CO₂ uptake in the North Atlantic over the past 2 decades. *Global Biogeochemical Cycles* , 22 10.1029/2007GB003167.

- Thornton, P., Lamarque, J.-F., Rosenbloom, N. and Mahowald, N., 2007: Influence of carbon-nitrogen cycle coupling on land model response to CO₂ fertilization and climate variability. *Global Biogeochemical Cycles*, 21 (4), 1-15.
- van Vuuren, D. and K. Riahi, 2008: Do recent emission trends imply higher emissions forever? *Climatic Change*, 91 (3), 237-248.
- Vries, W., Solberg, S., Dobbertin, M., Sterba, H., Laubhahn, D., Reinds, G., 2008: Ecologically implausible carbon response? . *Nature*, 451 (7180), E1-E12.
- Werf, van der, G., Morton D., Defries R., Olivier, J., Kasibhatla P., Jackson R., Collatz, G. Randerson, J., 2009: CO₂ emissions from forest loss, *Nature Geoscience* 2, 737, doi:10.1038/ngeo671.
- Werf, van der G., Dempewolf, J., Trigg, S., Randerson, J., Kasibhatla, P., Giglio, L., 2008: Climate regulation of fire emissions and deforestation in equatorial Asia. *Proceedings of the National Academy of Sciences*, 105 (51), 20350-20355.
- Westbrook, G. K. et al., 2009: Escape of methane gas from the seabed along the West Spitsbergen continental margin, *Geophys. Res. Lett.*, 36, L15608, doi:10.1029/2009GL03919
- Wilson, R., Millero, F., Taylor, J., Walsh, P., Christensen, V., Jennings, S., 2009: Contribution of Fish to the Marine Inorganic Carbon Cycle, *Science*, 323 (5912), 359.
- Zickfeld, K., Fyfe, J., Eby, M. and Weaver, A., 2008: Comment on "Saturation of the Southern Ocean CO₂ Sink Due to Recent Climate Change". *Science*, 319 (5863), 570b-570b.
- 2.1.6. Climate sensitivity
- Abbot, D.S., E. Tziperman, 2008a: *Geophys. Res. Lett.* 35, doi:10.1029/2007GL032286.
- Abbot, D.S., E. Tziperman, 2008b: *Q J Roy Meteor Soc* 134, 165.
- Allen, M. et al., 2006: *Observational constraints on climate sensitivity, in Avoiding Dangerous Climate Change*, H. J. Schnellhuber et al. (Eds.), pp. 281– 290, Cambridge Univ. Press, Cambridge, U. K.
- Archer, D., 2005: *J. Geophys. Res.* 110, doi:10.1029/2004JC002625.
- Alley, R. et al., 2007: Summary for policymakers, in *Climate Change 2007: The Physical Science Basis. Contribution of Working Group I to the Fourth Assessment Report of the Intergovernmental Panel on Climate Change*, S. Solomon et al. (Eds.), pp. 1–18, Cambridge Univ. Press, Cambridge, U.K.
- Annan, J. D. and J. C. Hargreaves, 2006: Using multiple observationally-based constraints to estimate climate sensitivity, *Geophys. Res. Lett.*, 33, L06704, doi:10.1029/2005GL025259.
- Boer, G. J., Stowasser, M. and Hamilton, K., 2007: Inferring climate sensitivity from volcanic events. *Clim. Dyn.* 28, 481–502.
- Böhm, F. et al., 2002: *Geochemistry Geophysics Geosystems* 3, doi:10.1029/2001GC000264.
- Chylek, P. and U. Lohmann, 2008: Aerosol radiative forcing and climate sensitivity deduced from the Last Glacial Maximum to Holocene transition, *Geophys. Res. Lett.*, 35, L04804, doi:10.1029/2007GL032759.
- Chylek, P., U. Lohmann, M. Dubey, M. Mishchenko, R. Kahn, and A. Ohmura, 2007, Limits on climate sensitivity derived from recent satellite and surface observations, *J. Geophys. Res.*, 112, D24S04, doi:10.1029/2007JD008740.
- Chylek, P. and U. Lohmann, 2008, Reply to comment by Andrey Ganopolski and Thomas Schneider von Deimling on "Aerosol radiative forcing and climate sensitivity deduced from the Last Glacial Maximum to Holocene transition", *Geophys. Res. Lett.*, 35, L23704, doi:10.1029/2008GL034308.
- Claquin, T. et al., 2003: Radiative forcing of climate by ice-age atmospheric dust, *Clim. Dyn.*, 20, 193– 202.
- Clement, A.C., R. Burgman, J.R. Norris, 2009: Observational and Model Evidence for Positive Low-Level Cloud Feedback, *Science* 325, 460 (2009); DOI: 10.1126/science.1171255.
- Colman, R., 2003: A comparison of climate feedbacks in GCMs. *Climate Dyn.*, 20, 865–873.
- Crouch, E.M. et al., 2001: *Geology* 29, 315.
- Crucifix, M. and C. D. Hewitt, 2005: Impact of vegetation changes on the dynamics of the atmosphere at the Last Glacial Maximum, *Clim. Dyn.*, 25, 447– 459.
- Dickens, G.R., 2001: in *Western North Atlantic Paleogene and Cretaceous Paleooceanography*, Geol. Soc. London Spec. Publ. 183, D. Kroon, R. D. Norris, A. Klaus, Eds., vol. 293-305.
- Dickens, G.R, M. M. Castillo, J. C. G. Walker, 1997: *Geology* 25, 259.
- Dickens, G.R., J. R. O'Neil, D. K. Rea, R. M. Owen, 1995: *Paleoceanography* 10, 965.
- Dominugues, C.M., J.A. Church, N.J. White, P.J. Glecker, S.E. Wijffels, P.M. Barker and J. R. Dunn, 2008: Improved estimates of upper warming and multidecadal sea-level rise, *Nature*, 453, 1090-1094, doi:10.1038/nature07080.
- Douglass, D. H. And R.S. Knox, 2005: Climate forcing by the volcanic eruption of Mount Pinatubo. *Geophys. Res. Lett.* 32, L05710, doi:10.1029/2004GL021119.
- Dufresne, J.-L. and S. Bony, 2008: An Assessment of the Primary Sources of Spread of Global Warming Estimates from Coupled Atmosphere–Ocean Models, *J. Clim.*, 21, 5135-5144, doi:10.1175/2008JCLI2239.1.
- EPICA community members, 2006: One-to-one coupling of glacial climate variability in Greenland and Antarctica, *Nature* 444, 195–198., doi:10.1038/nature05301.
- Forest, C. E., Stone, P. H., Sokolov, A. P., Allen, M. R. and Webster, M. D., 2002: Quantifying uncertainties in climate system properties with the use of recent climate observations. *Science* 295, 113–117.
- Foster, G., J. D. Annan, G. A. Schmidt, and M. E. Mann, 2008: Comment on "Heat capacity, time constant, and sensitivity of Earth's climate system" by S. E. Schwartz, *J. Geophys. Res.*, 113, D15102, doi:10.1029/2007JD009373.
- Ganopolski, A., and T. Schneider von Deimling, 2008: Comment on "Aerosol radiative forcing and climate sensitivity deduced from the Last Glacial Maximum to Holocene transition" by Petr Chylek and Ulrike Lohmann, *Geophys. Res. Lett.*, 35, L23703, doi:10.1029/2008GL033888.
- Greenwood, D.R. and S. L. Wing, 1995: *Geology* 23, 1044.
- Gregory, J. M., and P. M. Forster, 2008: Transient climate response estimated from radiative forcing and observed temperature change, *J. Geophys. Res.*, 113, D23105, doi:10.1029/2008JD010405.
- Gregory, J. M., H. T. Banks, P. A. Stott, J. A. Lowe, and M. D. Palmer, 2004: Simulated and observed decadal variability in ocean heat content. *Geophys. Res. Lett.*, 31, L15312, doi:10.1029/2004GL020258.
- Hall, A. & Qu, X. Using the current seasonal cycle to constrain snow albedo feedback in future climate change, *Geophys. Res. Lett.* 33, L03502, doi:10.1029/2005GL025127 (2006).
- Hansen, J., M. Sato, P. Kharecha, D. Beerling, V. Masson-Delmotte, M. Pagani, M. Raymo, D.L. Royer, J.C. Zachos, 2008: Target Atmospheric CO₂: Where Should Humanity Aim?
- Hansen, J., M. Sato, P. Kharecha, G. Russell, D.W. Lea and M. Sidall, 2007: Climate change and trace gases, *Phil. Trans. R. Soc. A* 365, 1925–1954, doi:10.1098/rsta.2007.2052.
- Hansen, J. et al., 2005: Efficacy of climate forcings, *J. Geophys. Res.* 110, D18104, (doi:10.1029/2005JD005776).
- Hargreaves, J. C., Abe-Ouchi, A. and Annan, J. D., 2007: Linking glacial and future climates through an ensemble of GCM simulations, *Clim. Past* 3, 77–87.
- Harrison, S. P., K. Kohfeld, C. Roelands, and T. Claquin, 2001: The role of dust in climate changes today, at the last glacial maximum and in the future, *Earth Sci. Rev.* 54, 43– 80.
- Harvey, D. (1988), Climatic impact of ice-age aerosols, *Nature*, 334, 333–335.
- Hegerl, G.C., T.J. Crowley, W.T. Hyde, and D.J. Frame, 2006: Climate sensitivity constrained by temperature reconstructions over the past seven centuries. *Nature*, 440, 1029–1032.
- Hollis C.J. et al., 2009: *Geology* 37, 99.
- Huber, M., 2008: *Science* 321, 353.
- Ishii, M. and M. Kimoto, 2009: Re-evaluation of historical ocean heat content variations with time-varying XBT and MBT depth bias corrections, *J. Oceanogr.* 65, 287-299..
- Ivany, L.C. et al., 2008: *Geological Society of America Bulletin* 120, 659.
- John, C.M. et al., 2008: *Paleoceanography* 23, PA2217.
- Kiehl, J. T., 2007: Twentieth century climate model response and climate sensitivity, *Geophys. Res. Lett.*, 34, L22710, doi:10.1029/2007GL031383.
- Knutti, R., 2008: Why are climate models reproducing the observed global surface warming so well?, *Geophys. Res. Lett.*, 35, L18704, doi:10.1029/2008GL034932.
- Knutti, R. and G.C. Hegerl, 2008: The equilibrium sensitivity of the Earth's temperature to radiation changes, *Nature Geosciences*, 236-243.
- Knutti, R., S. Krahenmann, D. J. Frame, and M. R. Allen, 2008: Comment on "Heat capacity, time constant, and sensitivity of Earth's climate system" by S. E. Schwartz, *J. Geophys. Res.*, 113, D15103, doi:10.1029/2007JD009473.
- Knutti, R., Meehl, G. A., Allen, M. R. and Stainforth, D. A., 2006: Constraining climate sensitivity from the seasonal cycle in surface temperature. *J. Clim.* 19, 4224–4233.
- Köhler, P., R. Bintanja, H. Fischer, F. Joos, R. Knutti, G. Lohmann, V. Masson-Delmotte, 2009: What caused Earth's temperature variations during the last 800,000 years? Data-based evidence on radiative forcing and constraints on climate sensitivity, *Quaternary Science Reviews*, accepted for publication.
- Korty, R.L., K. A. Emanuel, J. R. Scott, 2008: *J. Clim.* 21, 638.
- Kurtz, A., L. R. Kump, M. A. Arthur, J. C. Zachos, A. Paytan, 2003: *Paleoceanography* 18.
- Levitus, S., J. I. Antonov, T. P. Boyer, R. A. Locarnini, H. E. Garcia, and A. V. Mishonov, 2009: Global ocean heat content 1955–2008 in light of recently revealed instrumentation problems, *Geophys. Res. Lett.*, 36, L07608, doi:10.1029/2008GL037155.
- Lindzen, R. S. and Giannitsis, C., 2002: Reconciling observations of global temperature change. *Geophys. Res. Lett.* 29, 1583, doi:10.1029/2001GL014074.
- Lourens, L.J. et al., 2005: *Nature* 435, 1083.

- Lowenstein, T.K. and R. V. Demicco, 2006: *Science* 313, 1928 (September 29, 2006).
- Meehl, G. A., et al., 2007: Global climate projections, in *Climate Change 2007: The Physical Science Basis. Contribution of Working Group I to the Fourth Assessment Report of the Intergovernmental Panel on Climate Change*, pp. 747–845, Cambridge Univ. Press, Cambridge, U. K. Roe and Baker, 2007.
- Murphy, D. M., S. Solomon, R. W. Portmann, K. H. Rosenlof, P. M. Forster, and T. Wong, 2009: An observationally based energy balance for the Earth since 1950, *J. Geophys. Res.*, 114, D17107, doi:10.1029/2009JD012105.
- Murphy, J. M., D. M. H. Sexton, D. N. Barnett, G. S. Jones, M. J. Webb, M. Collins, and D. A. Stainforth, 2004: Quantification of modelling uncertainties in a large ensemble of climate change simulations, *Nature*, 430, 768–772.
- Panchuk, K., A. Ridgwell, L. R. Kump, 2008: *Geology* 36, 315.
- Pearson, P.N. et al., 2007: *Geology* 35, 211.
- Pearson, P.N. et al., 2001: *Nature* 413, 481.
- Peters, R.B. and L. C. Sloan, 2000: *Geology* 28, 979.
- Roe, G. H., and M. B. Baker, 2007: Why is climate sensitivity so unpredictable?, *Science*, 318, 629–632.
- Royer, D. L., Berner, R. A. and Park, J., 2007: Climate sensitivity constrained by CO₂ concentrations over the past 420 million years. *Nature* 446, 530–532 (2007).
- Sanderson, B.M., C. Piani, W. J. Ingram, D. A. Stone, M. R. Allen, 2007: *Clim. Dyn.*, doi:10.1007/s00382-007-0280-7.
- Scafetta, N., 2008: Comment on “Heat capacity, time constant, and sensitivity of Earth’s climate system” by S. E. Schwartz, *J. Geophys. Res.*, 113, D15104, doi:10.1029/2007JD009586.
- Schouten, S. et al., 2007: *Earth and Planetary Science Letters* 258, 581.
- Schwartz, S. E., 2007: Heat capacity, time constant, and sensitivity of Earth’s climate system, *J. Geophys. Res.*, 112, D24S05, doi:10.1029/2007JD008746.
- Schwartz, S. E., 2008: Reply to comments by G. Foster et al., R. Knutti et al., and N. Scafetta on “Heat capacity, time constant, and sensitivity of Earth’s climate system”, *J. Geophys. Res.*, 113, D15105, doi:10.1029/2008JD009872.
- Seiffert, R., and J.-S. von Storch, 2008: Impact of atmospheric small-scale fluctuations on climate sensitivity, *Geophys. Res. Lett.*, 35, L10704, doi:10.1029/2008GL033483.
- Sexton, P.F., P. A. Wilson, R. D. Norris, 2006: *Paleoceanography* 21, doi: 10.1029/2005PA001253.
- Shaviv, N. J., 2005: On climate response to changes in the cosmic ray flux and radiative budget. *J. Geophys. Res.* 110, A08105, doi:10.1029/2004JA010866.
- Shellito, C.J., L.C. Sloan and M. Huber, 2003: *Palaeoecology, Palaeoecology*, 193, 113.
- Sluijs, A. et al., 2008a: *Paleoceanography* 23, doi:10.1029/2007PA001495.
- Sluijs, A. et al., 2008b: *Paleoceanography* 23, doi:10.1029/2008PA001615.
- Sluijs, A. et al., 2007a: *Nature* 450, 1218.
- Sluijs, A., G. J. Bowen, H. Brinkhuis, L. J. Lourens, E. Thomas, 2007b: in Deep time perspectives on Climate Change: Marrying the Signal from Computer Models and Biological Proxies, M. Williams, A. M. Haywood, F. J. Gregory, D. N. Schmidt, Eds. (The Micropalaeontological Society, Special Publications. The Geological Society, London, London, pp. 323–347.
- Sluijs, A. et al., 2006: *Nature* 441, 610.
- Soden, B.J. and I.M. Held, 2006: An Assessment of Climate Feedbacks in Coupled Ocean–Atmosphere Models, *J. Clim.* 19, 3354–3360.
- Spencer, R.W. and W.D. Braswell, 2008: Potential Biases in Feedback Diagnosis from Observational Data: A Simple Model Demonstration, *J. Clim.*, 5624–5628.
- Sriver, R.L., M. Huber, 2007: *Nature* 447, 577.
- Stainforth, D. A. et al., 2005: Uncertainty in predictions of the climate response to rising levels of greenhouse gases, *Nature* 433, 403–406 (2005).
- Stap, L. A. Sluijs, E. Thomas, L. J. Lourens, 2009: *Paleoceanography* 24, doi:10.1029/2008PA001655.
- Svensen, H. et al., 2004: *Nature* 429, 542.
- Taylor, K. E., C. D. Hewitt, P. Braconnot, A. J. Broccoli, C. Doutriaux, J. F. B. Mitchell, and PMIP-Participating-Groups, 2000: Analysis of forcing, response and feedbacks in a paleoclimate modeling experiment, in Paleoclimate Modeling Intercomparison Project (PMIP): Proceedings of the Third PMIP Workshop, edited by P. Braconnot, pp. 43–50, World Clim. Res. Programme, La Huatdiere, Canada.
- Thomas, D.J. J. C. Zachos, T. J. Bralower, E. Thomas, S. Bohaty, 2002: *Geology* 30, 1067.
- Thomas, E., 2007: in Geological Society of America Special Paper 424, S. Monechi, R. Coccioni, M. Rampino, Eds. (Geological Society of America, Bolder, Colorado, 2007), pp. 1–24.
- Tomassini, L., Reichert, P., Knutti, R., Stocker, T. F. and Borsuk, M. E., 2007: Robust Bayesian uncertainty analysis of climate system properties using Markov chain Monte Carlo methods. *J. Clim.* 20, 1239–1254.
- Uchikawa, J. and R. E. Zeebe, 2008: *Geophys. Res. Lett.* 35, L23608.
- Uhl, D., C. Traiser, U. Griesser, T. Denk, 2007: *Acta Palaeobotanica* 47, 89.
- Urban, N. M., and K. Keller, 2009: Complementary observational constraints on climate sensitivity, *Geophys. Res. Lett.*, 36, L04708, doi:10.1029/2008GL036457.
- Weijers, J.W.H., S. Schouten, A. Sluijs, H. Brinkhuis, J. S. Sinninghe Damste, 2007: *Earth and Planetary Science Letters* 261, 230.
- Wigley, T. M. L., Ammann, C. M., Santer, B. D. and Raper, S. C. B., 2005a: Effect of climate sensitivity on the response to volcanic forcing. *J. Geophys. Res.* 110, D09107.
- Wigley, T. M. L., Ammann, C. M., Santer, B. D. and Taylor, K. E., 2005b: Comment on ‘Climate forcing by the volcanic eruption of Mount Pinatubo’ by David H. Douglass and Robert S. Knox. *Geophys. Res. Lett.* 32, L20709, doi:10.1029/2005GL023312.
- Wing S.L. et al., 2005: *Science* 310, 993 (November 11, 2005).
- Zachos, I.C., G. R. Dickens, R. E. Zeebe, 2008: *Nature* 451, 279.
- Zachos, J.C. et al., 2005: *Science* 308, 1611 (10 June 2005).
- Zachos, J.C. et al., 2003: *Science* 302, 1551.
- Zeebe, R.E. and J. C. Zachos, 2007: *Paleoceanography* 22, doi:10.1029/2006PA001395.

2.2. Impacts and vulnerability to climate change

- Acharda, F., D. Molliconea, et al. (2006). “Areas of rapid forest-cover change in boreal Eurasia” *Forest Ecology and Management* 237: 322–334.
- Adger, W. N., J. Paavola, S. Huq, and M. J. Mace. 2006. *Fairness in adaptation to climate change*. MIT Press, Cambridge, MA.
- Adger, W. N., S. Dessai, M. Goulden, M. Hulme, I. Lorenzoni, D. Nelson, L. Naess, J. Wolf, and A. Wreford. 2009. Are there social limits to adaptation to climate change? *Climatic Change* 93:335–354.
- Akcalaya, H. R., S. H. M. Butchart, G. M. Mace, S. N. Stuart, and C. Hilton-Taylor. 2006. Use and misuse of the IUCN Red List Criteria in projecting climate change impacts on biodiversity. *Global Change Biology* 12:2037–2043.
- Anonymous. 2009. Fish out of water: Marine management in a changing climate. Pages 26–29 in European Environment Agency, editor. EEA Signals 2009, key environmental issues facing Europe. European Environment Agency, Copenhagen.
- Anthony, K. R. N., D. I. Kline, G. Diaz-Pulido, S. Dove, and O. Hoegh-Guldberg. 2008. Ocean acidification causes bleaching and productivity loss in coral reef builders. *Proceedings of the National Academy of Sciences* 105:17442–17446.
- Aragao, L. E. O. C., Y. Malhi, et al. (2008). “Interactions between rainfall, deforestation and fires during recent years in the Brazilian Amazonia.” *Philosophical Transactions of the Royal Society B-Biological Sciences* 363(1498): 1779–1785.
- Bakkenes, M., B. Eickhout, and R. Alkemade. 2006. Impacts of different climate stabilisation scenarios on plant species in Europe. *Global Environmental Change* 16:19–28.
- Bala, G., K. Caldeira, M. Wickett, T. J. Phillips, D. B. Lobell, C. Delire, and A. Mirin. 2007. Combined climate and carbon-cycle effects of large-scale deforestation. *Proceedings of the National Academy of Sciences* 104:6550–6555.
- Barlow, J. and C. A. Peres (2008). “Fire-mediated dieback and compositional cascade in an Amazonian forest.” *Philosophical Transactions of the Royal Society B-Biological Sciences* 363(1498): 1787–1794.
- Bates, B., Z. W. Kundzewicz, S. Wu, and J. P. Palutikof. 2008. *Climate Change and water*. IPCC Technical Paper VI, IPCC Secretariate, Geneva.
- Bauder, A., M. Funk, and M. Huss. 2007. Ice-volume changes of selected glaciers in the Swiss Alps since the end of the 19th century. *Annals of Glaciology* 46:145–149.
- Beale, C. M., J. J. Lennon, and A. Gimona. 2008. Opening the climate envelope reveals no macroscale associations with climate in European birds. *Proceedings of the National Academy of Sciences* 105:14908–14912.
- Bergamaschi, P., C. Frankenberg, et al. (2007). “Satellite cartography of atmospheric methane from SCIAMACHY on board ENVISAT: 2. Evaluation based on inverse model simulations.” *Journal of Geophysical Research-Atmospheres* 112(D2): -.
- Bergstrom, I., S. Makela, et al. (2007). “Methane efflux from littoral vegetation stands of southern boreal lakes: An upscaled regional estimate.” *Atmospheric Environment* 41(2): 339–351.
- Berry, P. M., M. D. A. Rounsevell, P. A. Harrison, and E. Audsley. 2006. Assessing the vulnerability of agricultural land use and species to climate change and the role of policy in facilitating adaptation. *Environmental Science & Policy* 9:189–204.
- Betts, R. A., Y. Malhi, et al. (2008). “The future of the Amazon: new perspectives from climate, ecosystem and social sciences.” *Philosophical Transactions of the Royal Society B-Biological Sciences* 363(1498): 1729–1735.

- Biasi, C., H. Meyer, et al. (2008). "Initial effects of experimental warming on carbon exchange rates, plant growth and microbial dynamics of a lichen-rich dwarf shrub tundra in Siberia." *Plant and Soil* 307(1-2): 191-205.
- Biggs, R. H., H. Simons, M. Bakkenes, R. J. Scholes, B. Eickhout, D. Van Vuuren, and R. Alkemade. 2008. Scenarios of biodiversity loss in southern Africa in the 21st century. *Global Environmental Change* 18:296-309.
- Boe, J. L., A. Hall, et al. (2009). "September sea-ice cover in the Arctic Ocean projected to vanish by 2100." *Nature Geoscience* 2(5): 341-343.
- Bokhorst, S., J. W. Bjerke, F. W. Bowles, J. Melillo, T. V. Callaghan, and G. K. Phoenix. 2008. Impacts of extreme winter warming in the sub-Arctic: growing season responses of dwarf shrub heathland. *Global Change Biology* 14:2603-2612.
- Bolch, T., B. Menounos, and R. Wheate. 2008. Remotely-sensed Western Canadian Glacier Inventory 1985-2005 and regional glacier recession rates. *Geophysical Research Abstracts* 10:EGU2008-A-10403.
- Both, C., M. van Asch, R. G. Bijlsma, A. B. van den Burg, and M. E. Visser. 2009. Climate change and unequal phenological changes across four trophic levels: constraints or adaptations? *J Anim Ecol* 78:73 - 83.
- Bowman, D. M. J. S., J. K. Balch, P. Artaxo, W. J. Bond, J. M. Carlson, M. A. Cochrane, C. M. D'Antonio, R. S. DeFries, J. C. Doyle, S. P. Harrison, F. H. Johnston, J. E. Keeley, M. A. Krawchuk, C. A. Kull, J. B. Marston, M. A. Moritz, I. C. Prentice, C. I. Roos, A. C. Scott, T. W. Swetnam, G. R. van der Werf, and S. J. Pyne. 2009. Fire in the Earth System. *Science* 324:481-484.
- Bradshaw, W. E., and C. M. Holzapfel. 2006. Evolutionary response to rapid climate change. *Science* 312:1477-1478.
- Brando, P. M., D. C. Nepstad, et al. (2008). "Drought effects on litterfall, wood production and belowground carbon cycling in an Amazon forest: results of a throughfall reduction experiment." *Philosophical Transactions of the Royal Society B-Biological Sciences* 363(1498): 1839-1848.
- Bron, W. A., and A. J. H. van Vliet. 2007. *De Natuurkalender handleiding*. De Natuurkalender, Wageningen.
- Brown, L., A. Milner, and D. Hannah. 2007b. Hydroecology of alpine rivers. Pages 339-360 in P. J. Wood, D. M. Hannah, and J. P. Sadler, editors. *Hydroecology and Ecohydrology: Past, Present and Future*. Wiley, Chichester.
- Brown, L., D. Hannah, and A. Milner. 2007a. Vulnerability of alpine stream biodiversity to shrinking glaciers and snowpacks. *Global Change Biology* 13:958-966.
- Bush, M. B., M. R. Silman, et al. (2008). "Fire, climate change and biodiversity in Amazonia: a Late-Holocene perspective." *Philosophical Transactions of the Royal Society B-Biological Sciences* 363(1498): 1795-1802.
- Canadell, J. G., C. Le Quere, M. R. Raupach, C. B. Field, E. T. Buitenhuis, P. Ciais, T. J. Conway, N. P. Gillett, R. A. Houghton, and G. Marland. 2007. Contributions to accelerating atmospheric CO₂ growth from economic activity, carbon intensity, and efficiency of natural sinks. *Proceedings of the National Academy of Sciences* 104:18866-18870.
- Cao, L., and K. Caldeira. 2008. Atmospheric CO₂ stabilization and ocean acidification. *Geophysical Research Letters* 35:L19609.
- Carlin, A. 2007. Global climate change control: Is there a better strategy than reducing greenhouse gas emissions? *University of Pennsylvania Law Review* 155:1401-1497.
- Carpenter, K. E., M. Abrar, G. Aeby, R. B. Aronson, S. Banks, A. Bruckner, A. Chiriboga, J. Cortes, J. C. Delbeek, L. DeVantier, G. J. Edgar, A. J. Edwards, D. Fenner, H. M. Guzman, B. W. Hoeksema, G. Hodgson, O. Johan, W. Y. Licuanan, S. R. Livingstone, E. R. Lovell, J. A. Moore, D. O. Obura, D. Ochavillo, B. A. Polidoro, W. F. Precht, M. C. Quibilan, C. Reboton, Z. T. Richards, A. D. Rogers, J. Sanciangco, A. Sheppard, C. Sheppard, J. Smith, S. Stuart, E. Turak, J. E. N. Veron, C. Wallace, E. Weil, and E. Wood. 2008. One-Third of Reef-Building Corals Face Elevated Extinction Risk from Climate Change and Local Impacts. *Science* 321:560-563.
- Carpenter, S. R., H. A. Mooney, J. Agard, D. Capistrano, R. S. DeFries, S. Diaz, T. Dietz, A. K. Duraipappah, A. Oteng-Yeboah, H. M. Pereira, C. Perrings, W. V. Reid, J. Sarukhan, R. J. Scholes, and A. Whyte. 2009. Science for managing ecosystem services: Beyond the Millennium Ecosystem Assessment. *Proceedings of the National Academy of Sciences* 106:1305-1312.
- Casassa, G., P. López, B. Pouyaud, and F. Escobar. 2009. Detection of changes in glacial run-off in alpine basins: examples from North America, the Alps, central Asia and the Andes. *Hydrological Processes* 23:31-41.
- Challinor, A. J., F. Ewert, S. Arnold, E. Simelton, and E. Fraser. 2009. Crops and climate change: progress, trends, and challenges in simulating impacts and informing adaptation. *J. Exp. Bot.*:erp062.
- Chapin, F. S., J. T. Randerson, A. D. McGuire, J. A. Foley, and C. B. Field. 2008. Changing feedbacks in the climate-biosphere system. *Frontiers in Ecology and the Environment* 6:313-320.
- Chaulagain, N. P. 2006. Impacts of Climate Change on Water Resources of Nepal, The Physical and Socioeconomic Dimensions. PhD thesis. University of Flensburg, Flensburg, Germany.
- Chazdon, R. L. 2008. Beyond Deforestation: Restoring Forests and Ecosystem Services on Degraded Lands. *Science* 320:1458-1460.
- Chen, I. C., H.-J. Shiu, S. Benedick, J. D. Holloway, V. K. Chey, H. S. Barlow, J. K. Hill, and C. D. Thomas. 2009. Elevation increases in moth assemblages over 42 years on a tropical mountain. *Proceedings of the National Academy of Sciences* 106:1479-1483.
- Chen, J., and C. Wang. 2009. Rising springs along the Silk Road. *Geology* 37:243-246.
- Christensen, T. R., T. Johansson, et al. (2007). "A catchment-scale carbon and greenhouse gas budget of a subarctic landscape." *Philosophical Transactions of the Royal Society a-Mathematical Physical and Engineering Sciences* 365(1856): 1643-1656.
- Chylek, P., C. K. Folland, et al. (2009). "Arctic air temperature change amplification and the Atlantic Multidecadal Oscillation." *Geophysical Research Letters* 36: -.
- Cleland, E. E., I. Chuine, A. Menzel, H. A. Mooney, and M. D. Schwartz. 2007. Shifting plant phenology in response to global change. *Trends in Ecology & Evolution* 22:357-365.
- Cleland, E. E., N. R. Chiariello, S. R. Loarie, H. A. Mooney, and C. B. Field. 2006. Diverse responses of phenology to global changes in a grassland ecosystem. *Proceedings of the National Academy of Sciences* 103:13740-13744.
- Cochrane, M. A. and C. P. Barber (2009). "Climate change, human land use and future fires in the Amazon." *Global Change Biology* 15(3): 601-612.
- Colwell, R. K., G. Brehm, C. L. Cardelus, A. C. Gilman, and J. T. Longino. 2008. Global Warming, Elevational Range Shifts, and Lowland Biotic Attrition in the Wet Tropics. *Science* 322:258-261.
- Common Wadden Sea Secretariat. 2007. Pacific Oyster Invasion in the Wadden Sea. *Wadden Sea Newsletter* 1:6-9.
- Cook, K. H. and E. K. Vizy (2008). "Effects of twenty-first-century climate change on the Amazon rain forest." *Journal of Climate* 21(3): 542-560.
- Costa, L., V. Tekken, and J. Kropp. 2009. Threat of Sea Level Rise: Costs and Benefits of Adaptation in European Union Coastal Countries. Pages 223-227.
- Costanza, R., L. Graumlich, W. Steffen, C. Crumley, J. Dearing, K. Hibbard, R. Leemans, C. Redman, and D. Schimel. 2007. Sustainability or Collapse: What Can We Learn from Integrating the History of Humans and the Rest of Nature? *Ambio* 36:522-527.
- Daufresne, M., K. Lengfellner, and U. Sommer. 2009. Global warming benefits the small in aquatic ecosystems. *Proceedings of the National Academy of Sciences* 106:12788-12793.
- de Bruin, K. C., R. B. Dellink, and R. S. J. Tol. 2009. AD-DICE: an implementation of adaptation in the DICE model. *Climatic Change* 95:63-81.
- de Wit, J., D. Swart, and E. Luijendijk. 2009. *Klimaat en landbouw Noord-Nederland: 'effecten van extremen'*. Grontmij Nederland bv, Houten.
- Death, G., J. M. Lough, and K. E. Fabricius. 2009. Declining Coral Calcification on the Great Barrier Reef. *Science* 323:116-119.
- DeBeer, C., and M. Sharp. 2007. Recent changes in glacier area and volume within the southern Canadian Cordillera. *Annals of Glaciology* 46:215-221.
- Deutsch, C. A., J. J. Tewksbury, R. B. Huey, K. S. Sheldon, C. K. Ghalambor, D. C. Haak, and P. R. Martin. 2008. Impacts of climate warming on terrestrial ectotherms across latitude. *Proceedings of the National Academy of Sciences* 105:6668-6672.
- Diaz-Pulido, G., L. J. McCook, S. Dove, R. Berkelmans, G. Roff, D. I. Kline, S. Weeks, R. D. Evans, D. H. Williamson, and O. Hoegh-Guldberg. 2009. Doom and Boom on a Resilient Reef: Climate Change, Algal Overgrowth and Coral Recovery. *PLoS ONE* 4:e5239.
- Dorresteyn, W. 2007. Zachte winters geven vroege ziekten en plagen. *De Boomwekerij* 16:8-9.
- Drewitt, A. L., and R. H. W. Langston. 2006. Assessing the impacts of wind farms on birds. Pages 29-42.
- Dunn, A. L., C. C. Barford, et al. (2007). "A long-term record of carbon exchange in a boreal black spruce forest: means, responses to interannual variability, and decadal trends." *Global Change Biology* 13(3): 577-590.
- Durant, D., M. Tichit, E. Kerneis, and H. Fritz. 2008. Management of agricultural wet grasslands for breeding waders: integrating ecological and livestock system perspectives - a review. Pages 2275-2295.
- Easterling, W., P. Aggarwal, P. Batima, K. Brander, L. Erda, M. Howden, A. Kirilenko, J. Morton, J.-F. Soussana, J. Schmidhuber, and F. N. Tubiello. 2007. Food, fibre and forest products. Pages 273-313 in M. L. Parry, O. F. Canziani, J. P. Palutikof, C. E. Hanson, and P. J. Van der Linden, editors. *Climate Change 2007: Impacts, Adaptation and Vulnerability*. Contribution of Working Group II to the Fourth Assessment Report of the Intergovernmental Panel on Climate Change. Cambridge University Press, Cambridge.

- Ehrlich, P. R., and R. M. Pringle. 2008. Where does biodiversity go from here? A grim business-as-usual forecast and a hopeful portfolio of partial solutions. *Proceedings of the National Academy of Sciences* 105:11579-11586.
- Eisenman, I. and J. S. Wettlaufer (2009). "Nonlinear threshold behavior during the loss of Arctic sea ice." *Proceedings of the National Academy of Sciences of the United States of America* 106(1): 28-32.
- Ericksen, P. J. 2008. What is the vulnerability of a food system to global environmental change? *Ecology and Society* 13(2): 13:14. [Online] URL: <http://www.ecologyandsociety.org/vol13/iss12/art14/>.
- Feeley, R. A. 2008. Ocean acidification. *Bulletin of the American Meteorological Society* 89:S58.
- Field, C. B., D. B. Lobell, H. A. Peters, and N. R. Chiariello. 2007. Feedbacks of Terrestrial Ecosystems to Climate Change. *Annual Review of Environment and Resources* 32:1-29.
- Fischlin, A., G. F. Midgley, J. Price, R. Leemans, B. Gopal, C. Turley, M. D. A. Rounsevell, P. Dube, J. Tarazona, and A. A. Velichko. 2007. Ecosystems, their Properties, Goods and Services. Pages 211-272 in M. L. Parry, O. F. Canziani, J. P. Palutikof, C. E. Hanson, and P. J. Van der Linden, editors. *Climate Change 2007: Impacts, Adaptation and Vulnerability. Contribution of Working Group II to the Fourth Assessment Report of the Intergovernmental Panel on Climate Change*. Cambridge University Press, Cambridge.
- Franks, S. J., S. Sim, and A. E. Weis. 2007. Rapid evolution of flowering time by an annual plant in response to a climate fluctuation. *Proceedings of the National Academy of Sciences* 104:1278-1282.
- Freitas, V., J. Campos, M. Fonds, and H. W. van der Veer. 2007. Potential impact of temperature change on epibenthic predator-bivalve prey interactions in temperate estuaries. *Journal of Thermal Biology* 32:328-340.
- Froese, D. G., J. A. Westgate, et al. (2008). "Ancient permafrost and a future, warmer arctic." *Science* 321(5896): 1648-1648.
- Gale, P., T. Drew, L. P. Phipps, G. David, and M. Wooldridge. 2009. The effect of climate change on the occurrence and prevalence of livestock diseases in Great Britain: a review. *Journal of Applied Microbiology* 106:1409-1423.
- Gazeau, F., C. Quiblier, J. M. Jansen, J.-P. Gattuso, J. J. Middelburg, and C. H. R. Heip. 2007. Impact of elevated CO₂ on shellfish calcification. *Geophysical Research Letters* 34:Doi:10.1029/2006GL028554.
- Gillett, N. P., D. A. Stone, et al. (2008). "Attribution of polar warming to human influence." *Nature Geoscience* 1(11): 750-754.
- Godard, O. 2008. The Stern Review on the Economics of Climate Change: contents, insights and assessment of the critical debate. *SAPIENS* 1:17-36.
- Goetz, S. J., M. C. Mack, et al. (2007). "Ecosystem responses to recent climate change and fire disturbance at northern high latitudes: observations and model results contrasting northern Eurasia and North America." *ENVIRONMENTAL RESEARCH LETTERS* 2(1-9).
- Good, P., J. A. Lowe, et al. (2008). "An objective tropical Atlantic sea surface temperature gradient index for studies of south Amazon dry-season climate variability and change." *Philosophical Transactions of the Royal Society B-Biological Sciences* 363(1498): 1761-1766.
- Gooijer, Y. 2008. Het klimaat verandert. Uw bedrijf ook? Folder, Stichting Centrum voor Landbouw en Milieu en CLM Onderzoek en Advies BV, Culemborg.
- Gould, E. A., and S. Higgs. 2009. Impact of climate change and other factors on emerging arbovirus diseases. *Transactions of the Royal Society of Tropical Medicine and Hygiene* 103:109-121.
- Graham, C. T., and C. Harrod. 2009. Implications of climate change for the fishes of the British Isles. *Journal of Fish Biology* 74:1143-1205.
- Gregory, R. D., S. G. Willis, F. Jiguet, P. Vorisek, A. Klvanova, A. van Strien, B. Huntley, Y. C. Collingham, D. Couvet, and R. E. Green. 2009. An Indicator of the Impact of Climatic Change on European Bird Populations. *PLoS ONE* 4:e4678.
- Haberl, H., K. H. Erb, F. Krausmann, V. Gaube, A. Bondeau, C. Plutzer, S. Gingrich, W. Lucht, and M. Fischer-Kowalski. 2007. Quantifying and mapping the human appropriation of net primary production in earth's terrestrial ecosystems. *Proceedings of the National Academy of Sciences* 104:12942-12947.
- Hallegatte, S., J. C. Hourcade, and P. Ambrosi. 2007. Using climate analogues for assessing climate change economic impacts in urban areas. *Climatic Change* 82:47-60.
- Halsnaes, K., and S. Traerup. 2009. Development and Climate Change: A Mainstreaming Approach for Assessing Economic, Social, and Environmental Impacts of Adaptation Measures. *Environmental Management* 43:765-778.
- Hari, R. E., D. M. Livingstone, R. Siber, P. Burkhardt-Holm, and H. Guttinger. 2006. Consequences of climatic change for water temperature and brown trout populations in Alpine rivers and streams. *Global Change Biology* 12:10-26.
- Harmon, J. P., N. A. Moran, and A. R. Ives. 2009. Species Response to Environmental Change: Impacts of Food Web Interactions and Evolution. *Science* 323:1347-1350.
- Harris, P. P., C. Huntingford, et al. (2008). "Amazon Basin climate under global warming: the role of the sea surface temperature." *Philosophical Transactions of the Royal Society B-Biological Sciences* 363(1498): 1753-1759.
- Hawkins, S. J., P. J. Moore, M. T. Burrows, E. Poloczanska, N. Mieszkowska, R. J. H. Herbert, S. R. Jenkins, R. C. Thompson, M. J. Genner, and A. J. Southward. 2008. Complex interactions in a rapidly changing world: responses of rocky shore communities to recent climate change. *Climate Research* 37:123-133.
- Hermans, T., J. Verhagen, P. Vereijken, F. Ewert, H. Smit, M. Metzger, H. Naeff, R. Verburg, and G. Woltjer. 2008. Spatial impacts of climate and market changes on agriculture in Europe. Alterra report 1697 and PRI report 188, Alterra & Plant Research International of Wageningen UR, Wageningen.
- Higuera, P. E., L. B. Brubaker, et al. (2008). "Frequent Fires in Ancient Shrub Tundra: Implications of Paleorecords for Arctic Environmental Change." *PLoS ONE* 3(3).
- Hoegh-Guldberg, O., P. J. Mumby, A. J. Hooten, R. S. Steneck, P. Greenfield, E. Gomez, C. D. Harvell, P. F. Sale, A. J. Edwards, K. Caldeira, N. Knowlton, C. M. Eakin, R. Iglesias-Prieto, N. Muthiga, R. H. Bradbury, A. Dubi, and M. E. Hatzioiols. 2007. Coral Reefs Under Rapid Climate Change and Ocean Acidification. *Science* 318:1737-1742.
- Hoffman, M., A. Fountain, and J. Achuff. 2007. Twentieth-century variations in area of cirque glaciers and glacierets, Rocky Mountain National Park, Rocky Mountains, Colorado, USA. *Annals of Glaciology* 46:349-354.
- Howden, S. M., J.-F. Soussana, F. N. Tubiello, N. Chhetri, M. Dunlop, and H. Meinke. 2007. Adapting agriculture to climate change. *Proceedings of the National Academy of Sciences* 104:19691-19696.
- Humphreys, E. R., P. M. Lafleur, et al. (2006). "Summer carbon dioxide and water vapor fluxes across a range of northern peatlands." *Journal of Geophysical Research-Biogeosciences* 111(G4): -.
- Huntingford, C., R. A. Fisher, et al. (2008). "Towards quantifying uncertainty in predictions of Amazon 'dieback'." *Philosophical Transactions of the Royal Society B-Biological Sciences* 363(1498): 1857-1864.
- Huntley, B., R. E. Green, Y. C. Collingham, and S. G. Willis. 2007. A Climatic Atlas of European Breeding Birds Lynx Edicions Barcelona.
- Huss, M., A. Bauder, M. Funk, and R. Hock. 2008. Determination of the seasonal mass balance of four Alpine glaciers since 1865. *Journal of Geophysical Research-Earth Surface* 113.
- IPCC. 2007. *Climate Change 2007: Synthesis Report*. Cambridge University Press, Cambridge.
- Ishimatsu, A., M. Hayashi, and T. Kikkawa. 2008. Fishes in high-CO₂, acidified oceans. *Marine Ecology-Progress Series* 373:295-302.
- Jackson, K., and A. Fountain. 2007. Spatial and morphological change on Eliot Glacier, Mount Hood, Oregon, USA. *Annals of Glaciology* 46:222-226.
- Jackson, R. B., J. T. Randerson, J. G. Canadell, R. G. Anderson, R. Avissar, D. D. Baldocchi, G. B. Bonan, K. Caldeira, N. S. Diffenbaugh, C. B. Field, B. A. Hungate, E. G. Jobbagy, L. M. Kueppers, M. D. Nosoetto, and D. E. Pataki. 2008. Protecting climate with forests. *Environmental Research Letters* 3.
- Jacksens, L., P. Luning, v. d. V. Jack, F. Devlieghere, R. Leemans, and M. Uyttendaele. 2009. Simulation modelling and risk assessment as tools to identify the impact of climate change on microbiological food safety - the case study of fresh produce supply chain. *Food Research International* (In press).
- Jentsch, A., and C. Beierkuhnlein. 2008. Research frontiers in climate change: Effects of extreme meteorological events on ecosystems. *Comptes Rendus Geosciences* 340:621-628.
- Jentsch, A., J. Kreyling, and C. Beierkuhnlein. 2007. A new generation of climate-change experiments: events, not trends. *Frontiers in Ecology and the Environment* 5:365-374.
- Johansson, T., N. Malmer, et al. (2006). "Decadal vegetation changes in a northern peatland, greenhouse gas fluxes and net radiative forcing." *Global Change Biology* 12(12): 2352-2369.
- Jones, B. M., C. A. Kolden, et al. (2009). "Fire Behavior, Weather, and Burn Severity of the 2007 Anaktuvuk River Tundra Fire, North Slope, Alaska." *Arctic Antarctic and Alpine Research* 41(3): 309-316.
- Jones, H. P., and O. J. Schmitz. 2009. Rapid recovery of damaged ecosystems. *PLoS ONE* 4:e5653.
- Kane, E. S. and J. G. Vogel (2009). "Patterns of Total Ecosystem Carbon Storage with Changes in Soil Temperature in Boreal Black Spruce Forests." *Ecosystems* 12(2): 322-335.
- Kazama, S., A. Sato, and S. Kawagoe. 2009. Evaluating the cost of flood damage based on changes in extreme rainfall in Japan. *Sustainability Science* 4:61-69.

- Kearney, M., R. Shine, and W. P. Porter. 2009. The potential for behavioral thermoregulation to buffer 'cold-blooded' animals against climate warming. *Proceedings of the National Academy of Sciences* 106:3835-3840.
- Kehrwald, N. M., L. G. Thompson, T. D. Yao, E. Mosley-Thompson, U. Schotterer, V. Alfimov, J. Beer, J. Eikenberg, and M. E. Davis. 2008. Mass loss on Himalayan glacier endangers water resources. *Geophysical Research Letters* 35.
- Keith, D. A., H. R. Akçakaya, W. Thuiller, G. F. Midgley, R. G. Pearson, S. J. Phillips, H. M. Regan, M. B. Araújo, and T. G. Rebelo. 2008. Predicting extinction risks under climate change: coupling stochastic population models with dynamic bioclimatic habitat models. *Biology Letters*.
- Kim, H.-M., P. J. Webster, and J. A. Curry. 2009. Impact of shifting patterns of Pacific ocean warming on North Atlantic tropical cyclones. *Science* 325:77-80.
- Koffijberg, K., and C. van Turnhout. 2007. Vogelbalans 2007. Themanummer klimaatverandering. SOVON Vogelonderzoek Nederland & Vogelbescherming Nederland, Beek-Ubbergen.
- Körner, C. 2007. The use of 'altitude' in ecological research. *Trends in Ecology & Evolution* 22:569-574.
- Kroglund, F., B. Finstad, S. O. Stefansson, T. O. Nilsen, T. Kristensen, B. O. Rosseland, H. C. Teien, and B. Salbu. 2007. Exposure to moderate acid water and aluminum reduces Atlantic salmon post-smolt survival. *Aquaculture* 273:360-373.
- Kulkarni, A. V., I. M. Bahuguna, B. P. Rathore, S. K. Singh, S. S. Randhawa, R. K. Sood, and S. Dhar. 2007. Glacial retreat in Himalaya using Indian Remote Sensing satellite data. *Current Science* 92:69-74.
- Kurz, W. A., G. Stinson, et al. (2008). "Could increased boreal forest ecosystem productivity offset carbon losses from increased disturbances?" *Philosophical Transactions of the Royal Society B-Biological Sciences* 363(1501): 2261-2269.
- Labraga, J. C., and R. Villalba. 2009. Climate in the Monte Desert: Past trends, present conditions, and future projections. *Journal of Arid Environments* 73:154-163.
- Lange, M. A., H. Roderfeld, and R. Leemans. 2008. BALANCE: an attempt to assess climate change impacts in the Barents Sea Region. *Climatic Change* 87:1-6.
- Larsen, P. H., S. Goldsmith, O. Smith, M. L. Wilson, K. Strzepak, P. Chinowsky, and B. Saylor. 2008. Estimating future costs for Alaska public infrastructure at risk from climate change. *Global Environmental Change-Human and Policy Dimensions* 18:442-457.
- Lawler, J. J. 2009. Climate Change Adaptation Strategies for Resource Management and Conservation Planning. *Annals of the New York Academy of Sciences* 1162:79-98.
- Le Quere, C., C. Rodenbeck, E. T. Buitenhuis, T. J. Conway, R. Langenfelds, A. Gomez, C. Labuschagne, M. Ramonet, T. Nakazawa, N. Metzl, N. Gillett, and M. Heimann. 2007. Saturation of the Southern Ocean CO₂ Sink Due to Recent Climate Change. *Science* 316:1735-1738.
- Leemans, R. 2008. Personal experiences with the governance of the policy-relevant IPCC and Millennium Ecosystem Assessments. *Global Environmental Change* 18:12-17.
- Lemke, P., J. Ren, R. B. Alley, I. Allison, J. Carrasco, G. Flato, Y. Fujii, G. Kaser, P. Mote, Thomas, and T. Zhang. 2007. Observations: Changes in snow, ice and frozen ground. Pages 337-383 in S. Solomon, D. Qin, M. Manning, Z. Chen, M. Marquis, K. B. Averyt, M. M. B. Tignor, and H. L. Miller, editors. *Climate Change 2007: The Physical Science Basis. Contribution of Working Group I to the Fourth Assessment Report of the Intergovernmental Panel on Climate Change*. Cambridge University Press, Cambridge.
- Lenoir, J., J. C. Gegout, P. A. Marquet, P. de Ruffray, and H. Brisse. 2008. A Significant Upward Shift in Plant Species Optimum Elevation During the 20th Century. *Science* 320:1768-1771.
- Lesser, M. P. 2007. Coral reef bleaching and global climate change: Can corals survive the next century? *Proceedings of the National Academy of Sciences* 104:5259-5260.
- Lewis, S. L., G. Lopez-Gonzalez, et al. (2009). "Increasing carbon storage in intact African tropical forests." *Nature* 457(7232): 1003-1003.
- Li, W. H., R. Fu, et al. (2008). "Observed change of the standardized precipitation index, its potential cause and implications to future climate change in the Amazon region." *Philosophical Transactions of the Royal Society B-Biological Sciences* 363(1498): 1767-1772.
- Li, X., G. Cheng, H. Jin, E. Kang, T. Che, R. Jin, L. Wu, Z. Nan, J. Wang, and Y. Shen. 2008. Cryospheric change in China. *Global and Planetary Change* 62:210-218.
- Lindroth, A., F. Lagergren, and A. Grelle. 2009. Storms can cause Europe-wide reduction in forest carbon sink. *Global Change Biology* 15.
- Litjens, G., K. van den Herik, A. van Winden, and W. Braakhekke. 2006. Natuurlijke klimaatbuffers, Adaptatie aan klimaatverandering: wetlands als waarborg. Report, Bureau Strooming BV, Nijmegen.
- Liverman, D. 2008. Assessing impacts, adaptation and vulnerability: Reflections on the Working Group II Report of the Intergovernmental Panel on Climate Change. *Global Environmental Change* 18:4-7.
- Lloyd, J. and G. D. Farquhar (2008). "Effects of rising temperatures and [CO₂] on the physiology of tropical forest trees." *Philosophical Transactions of the Royal Society B-Biological Sciences* 363(1498): 1811-1817.
- Lobell, D. B., M. B. Burke, C. Tebaldi, M. D. Mastrandrea, W. P. Falcon, and R. L. Naylor. 2008. Prioritizing Climate Change Adaptation Needs for Food Security in 2030. *Science* 319:607-610.
- Lovelock, J. 2009. *The vanishing face of GAIA*. Allen Lane, New York.
- Luo, Y. Q. (2007). "Terrestrial carbon-cycle feedback to climate warming." *Annual Review of Ecology Evolution and Systematics* 38: 683-712.
- Luthcke, S., A. Arendt, D. Rowlands, J. McCarthy, and C. Larsen. 2008. Recent glacier mass changes in the Gulf of Alaska region from GRACE mascon solutions. *Journal of Glaciology* 54 767-777.
- MacDonald, G. M., K. V. Kremenetski, et al. (2008). "Climate change and the northern Russian treeline zone." *Philosophical Transactions of the Royal Society B-Biological Sciences* 363(1501): 2285-2299.
- Mackenzie, B. R., H. Gislason, C. Mollmann, and F. W. Koster. 2007. Impact of 21st century climate change on the Baltic Sea fish community and fisheries. *Global Change Biology* 13:1348-1367.
- Magnani, F., M. Mencuccini, et al. (2007). "The human footprint in the carbon cycle of temperate and boreal forests." *Nature* 447(7146): 848-850.
- Malhi, Y., L. E. O. C. Aragao, et al. (2008). "Exploring the likelihood and mechanism of a climate-change-induced dieback of the Amazon rainforest." *PNAS*.
- Malhi, Y., T. Roberts, et al. (2008). "Climate change and the fate of the Amazon - Preface." *Philosophical Transactions of the Royal Society B-Biological Sciences* 363(1498): 1727-1727.
- Manzello, D. P., J. A. Kleypas, D. A. Budd, C. M. Eakin, P. W. Glynn, and C. Langdon. 2008. Poorly cemented coral reefs of the eastern tropical Pacific: Possible insights into reef development in a high-CO₂ world. *Proceedings of the National Academy of Sciences* 105:10450-10455.
- Marengo, J. A., C. A. Nobre, et al. (2008). "Hydro-climatic and ecological behaviour of the drought of Amazonia in 2005." *Philosophical Transactions of the Royal Society B-Biological Sciences* 363(1498): 1773-1778.
- Marlon, J. R., P. J. Bartlein, M. K. Walsh, S. P. Harrison, K. J. Brown, M. E. Edwards, P. E. Higuera, M. J. Power, R. S. Anderson, C. Briles, A. Brunelle, C. Carcaillet, M. Daniels, F. S. Hu, M. Lavoie, C. Long, T. Minckley, P. J. H. Richard, A. C. Scott, D. S. Shafer, W. Tinner, C. E. Umbanhowar, and C. Whitlock. 2009. Wildfire responses to abrupt climate change in North America. *Proceedings of the National Academy of Sciences* 106:2519-2524.
- Masiokas, M. H., R. Villalba, B. H. Luckman, C. Le Quesne, and J. C. Aravena. 2006. Snowpack variations in the central Andes of Argentina and Chile, 1951-2005: Large-scale atmospheric influences and implications for water resources in the region. *Journal of Climate* 19:6334-6352.
- Masiokas, M. H., R. Villalba, B. H. Luckman, M. E. Lascano, S. Delgado, and P. Stepanek. 2008. 20th-century glacier recession and regional hydroclimatic changes in northwestern Patagonia. *Global and Planetary Change* 60:85-100.
- Mastepanov, M., C. Sigsgaard, et al. (2008). "Large tundra methane burst during onset of freezing." *Nature* 456(7222): 628-U58.
- Mayle, F. E. and M. J. Power (2008). "Impact of a drier Early-Mid-Holocene climate upon Amazonian forests." *Philosophical Transactions of the Royal Society B-Biological Sciences* 363(1498): 1829-1838.
- Mayle, F. E., R. P. Langstroth, et al. (2007). "Long-term forest-savannah dynamics in the Bolivian Amazon: implications for conservation." *Philosophical Transactions of the Royal Society B-Biological Sciences* 362(1478): 291-307.
- Maynard, J. A., K. R. N. Anthony, P. A. Marshall, and I. Masiri. 2008. Major bleaching events can lead to increased thermal tolerance in corals. *Marine Biology* 155:173 - 182.
- McClanahan, T. R., N. A. Muthiga, J. Maina, A. T. Kamukuru, and S. A. S. Yahya. 2009. Changes in northern Tanzania coral reefs during a period of increased fisheries management and climatic disturbance. *Aquatic Conservation: Marine and Freshwater Ecosystems* 9999:n/a.
- McCormick, P. G., S. B. Awulachew, and M. Abebe. 2008. Water-food-energy-environment synergies and tradeoffs: major issues and case studies. Pages 23-36.
- McNeil, B. I., and R. J. Matear. 2008. Southern Ocean acidification: A tipping point at 450-ppm atmospheric CO₂. *Proceedings of the National Academy of Sciences* 105:18860-18864.

- Meehl, G. A., T. F. Stocker, W. D. Collins, P. Friedlingstein, A. T. Gaye, J. M. Gregory, A. Kitoh, R. Knutti, J. M. Murphy, A. Noda, S. C. B. Raper, I. G. Watterson, A. J. Weaver, and Z.-C. Zhao. 2007. Global climate projections. Pages 747-845 in S. Solomon, D. Qin, M. Manning, Z. Chen, M. Marquis, K. B. Averyt, M. M. B. Tignor, and H. L. Miller, editors. *Climate Change 2007: The Physical Science Basis*. Contribution of Working Group I to the Fourth Assessment Report of the Intergovernmental Panel on Climate Change. Cambridge University Press, Cambridge.
- Meerburg, B.G., A. Verhagen, R. E. E. Jongschaapa, A.C. Franke, B. F. Schaap, T. A. Dueck, and A. van der Werf (2009) Do nonlinear temperature effects indicate severe damages to US crop yields under climate change? *PNAS* 106, 43
- Meier, M. F., M. B. Dyurgerov, U. K. Rick, S. O'Neel, W. T. Pfeffer, R. S. Anderson, S. P. Anderson, and A. F. Glazovsky. 2007. Glaciers dominate eustatic sea-level rise in the 21st century. *Science* 317:1064-1067.
- Meir, P., D. B. Metcalfe, et al. (2008). "The fate of assimilated carbon during drought: impacts on respiration in Amazon rainforests." *Philosophical Transactions of the Royal Society B-Biological Sciences* 363(1498): 1849-1855.
- Menge, B. A., F. Chan, K. J. Nielsen, E. D. Lorenzo, and J. Lubchenco. 2009. Climatic variation alters supply-side ecology: impact of climate patterns on phytoplankton and mussel recruitment. *Ecological Monographs* 79:379-395.
- Menzel, A., T. H. Sparks, N. o. Estrella, E. Koch, A. Aasa, R. Ahas, J. K. Alm-Kübler, P. Bissolli, O. Braslavska, A. Briede, F. M. Chmielewski, Z. Crepinsek, Y. Curnel, A. Dahl, C. DeFila, A. Donnelly, Y. Filella, K. Jatczak, F. Mage, A. Mestre, Ø. Nordliil, J. Peñuelas, P. Pirinen, V. Remisova, H. Scheffinger, M. Striz, A. Susnik, A. J. H. Van Vliet, F.-E. Wielgolaski, S. Zach, and A. Züst. 2006. European phenological response to climate change matches the warming pattern. *Global Change Biology* 12:1969-1976.
- Metz, B., O. R. Davidson, P. R. Bosch, R. Dave, and L. A. Meyer, editors. 2007. *Climate change 2007: Mitigation*. Contribution of Working group III to the Fourth Assessment Report of the Intergovernmental Panel on Climate Change. Cambridge University Press, Cambridge.
- Metzger, M., D. Schröter, R. Leemans, and W. Cramer. 2008. A spatially explicit and quantitative vulnerability assessment of ecosystem service change in Europe. *Regional Environmental Change*:DOI 10.1007/s10113-10008-10044-x.
- Metzger, R., F. J. Sartoris, M. Langenbuch, and H. O. Pörtner. 2007. Influence of elevated CO₂ concentrations on thermal tolerance of the edible crab *Cancer pagurus*. *Journal of Thermal Biology* 32:144-151.
- Miller, A. W., A. C. Reynolds, C. Sobrino, and G. F. Riedel. 2009. Shellfish Face Uncertain Future in High CO₂ World: Influence of Acidification on Oyster Larvae Calcification and Growth in Estuaries. *PLoS ONE* 4: e5661.
- Milner, A. M., L. E. Brown, and D. M. Hannah. 2009. Hydroecological response of river systems to shrinking glaciers. *Hydrological Processes* 23:62-77.
- Moore, R. D., S. W. Fleming, B. Menounos, R. Wheate, A. Fountain, K. Stahl, K. Holm, and M. Jakob. 2009. Glacier change in western North America: influences on hydrology, geomorphic hazards and water quality. *Hydrological Processes* 23:42-61.
- Moritz, C., J. L. Patton, C. J. Conroy, J. L. Parra, G. C. White, and S. R. Beissinger. 2008. Impact of a Century of Climate Change on Small-Mammal Communities in Yosemite National Park, USA. *Science* 322:261-264.
- Munday, P. L., D. L. Dixon, J. M. Donelson, G. P. Jones, M. S. Pratchett, G. V. Devitsina, and K. B. Däving. 2009. Ocean acidification impairs olfactory discrimination and homing ability of a marine fish. *Proceedings of the National Academy of Sciences* 106:1848-1852.
- Nelson, D. R., W. N. Adger, and K. Brown. 2007. Adaptation to Environmental Change: Contributions of a Resilience Framework. *Annual Review of Environment and Resources* 32:395-419.
- Nesje, A., J. Bakke, S. O. Dahl, Å. Lie, and J. A. Matthews. 2008. Norwegian mountain glaciers in the past, present and future. *Global and Planetary Change* 60:10-27.
- Neukom, R., M. D. Prieto, R. Moyano, J. Luterbacher, C. Pfister, R. Villalba, P. D. Jones, and H. Wanner. 2009. An extended network of documentary data from South America and its potential for quantitative precipitation reconstructions back to the 16th century. *Geophysical Research Letters* 36.
- Nicholls, R. J., R. S. J. Tol, and A. T. Vafeidis. 2008. Global estimates of the impact of a collapse of the West Antarctic ice sheet: an application of FUND. *Climatic Change* 91:171-191.
- Nordhaus, W. 2007. Critical Assumptions in the Stern Review on Climate Change. *Science* 317:201-202.
- Oerlemans, J., M. Dyurgerov, and R. S. W. van de Wal. 2007. Reconstructing the glacier contribution to sea-level rise back to 1850. *The Cryosphere Discussions* 1:77-97.
- Olesen, J. E., T. R. Carter, C. H. Diaz-Ambrona, S. Fronzek, T. Heidmann, T. Hickler, T. Holt, M. I. Minguez, P. Morales, J. P. Palutikof, M. Quemada, M. Ruiz-Ramos, G. H. Rubæk, F. Sau, B. Smith, and M. T. Sykes. 2007. Uncertainties in projected impacts of climate change on European agriculture and terrestrial ecosystems based on scenarios from regional climate models. *Climatic Change* 81:123-143.
- Olson, J. M., G. Alagarswamy, et al. (2008). "Integrating diverse methods to understand climate-land interactions in East Africa." *Geoforum* 39(2): 898-911.
- Opdam, P., S. Luque, and K. B. Jones. 2009. Changing landscapes to accommodate for climate change impacts: a call for landscape ecology. *Landscape Ecology* 24:715-721.
- Orlove, B. 2009. GLACIER RETREAT: Reviewing the Limits of Human Adaptation to Climate Change. *Environment* 51:22-34.
- Orr, J. C., K. Caldeira, V. Fabry, J.-P. Gattuso, P. Haugan, P. Lehodey, S. S. Pantoja, H.-O. Pörtner, U. Riebesell, T. Trull, M. Hood, E. Urban, and W. Broadgate. 2009. Research Priorities for Ocean Acidification, report from the Second Symposium on the Ocean in a High-CO₂ World, Monaco, October 6-9, 2008. SCOR, UNESCO-IOC, IAEA, and IGBP, Stockholm.
- Paeth, H. (2008). "Understanding the mechanism of land-cover related climate change in the low latitudes." *Mausam* 59(3): 297-312.
- Paeth, H., K. Born, et al. (2009). "Regional Climate Change in Tropical and Northern Africa due to Greenhouse Forcing and Land Use Changes." *Journal of Climate* 22(1): 114-132.
- Parnesan, C. 2006. Ecological and evolutionary responses to recent climate change. *Annual Reviews of Ecology, Evolution and Systematics* 37:637-669.
- Parnesan, C. 2007. Influences of species, latitudes and methodologies on estimates of phenological response to global warming. *Global Change Biology* 13:1860-1872.
- Parry, M. L., J. Lowe, and C. Hanson. 2009. Overshoot, adapt and recover. *Nature* 458:1102-1103.
- Parry, M. L., O. F. Canziani, J. P. Palutikof, C. E. Hanson, and P. J. Van der Linden, editors. 2007b. *Climate Change 2007. Impacts, adaptation and vulnerability*. Contribution of Working Group II to the Fourth Assessment Report of the Intergovernmental Panel on Climate Change. Cambridge University Press, Cambridge.
- Parry, M., O. Canziani, J. Palutikof, and Co-authors. 2007a. Technical Summary. Pages 23-78 in M. L. Parry, O. F. Canziani, J. P. Palutikof, C. E. Hanson, and P. J. Van der Linden, editors. *Climate Change 2007: Impacts, Adaptation and Vulnerability*. Contribution of Working Group II to the Fourth Assessment Report of the Intergovernmental Panel on Climate Change. Cambridge University Press, Cambridge.
- Paterson, J. S., M. B. Araujo, P. M. Berry, J. M. Piper, and M. D. A. Rounsevell. 2008. Mitigation, Adaptation, and the Threat to Biodiversity. *Conservation Biology* 22:1352-1355.
- Patt, A. G., D. Schröter, R. J. T. Klein, and A. C. de la Vega-Leinert, editors. 2008. *Assessing Vulnerability to Global Environmental Change. Making Research Useful for Adaptation Decision Making and Policy*. Earthscan, London.
- Patt, A. G., D. Schröter, R. J. T. Klein, and A. C. de la Vega-Leinert, editors. 2009. *Assessing vulnerability to global environmental change. Making research useful for adaptation decision making and policy*. Earthscan, London.
- PBL, CBS, and WUR. 2009. *Milieucompendium 2009* (www.milieuennatuurcompendium.nl). Planbureau voor de Leefomgeving, Bilthoven.
- Pelletier, F., D. Garant, and A. P. Hendry. 2009. Eco-evolutionary dynamics. *Philosophical Transactions of the Royal Society B: Biological Sciences* 364:1483-1489.
- Perlut, N. G., A. M. Strong, T. M. Donovan, and N. J. Buckley. 2008. Regional population viability of grassland songbirds: Effects of agricultural management. *Biological Conservation* 141:3139-3151.
- Perovich, D. K. and J. A. Richter-Menge (2009). "Loss of Sea Ice in the Arctic." *Annual Review of Marine Science* 1: 417-441.
- Phillips, O. L., S. L. Lewis, et al. (2008). "The changing Amazon forest." *Philosophical Transactions of the Royal Society B-Biological Sciences* 363(1498): 1819-1827.
- Pielke Jr, R. 2007. Mistreatment of the economic impacts of extreme events in the Stern Review Report on the Economics of Climate Change. *Global Environmental Change* 17:302-310.
- Pielke, R. A., jr. 2007. The case for a sustainable climate policy: Why costs and benefits must be temporally balanced. *University of Pennsylvania Law Review* 155:1843-1857.
- Pielke, R., G. Prins, S. Rayner, and D. Sarewitz. 2007. Lifting the taboo on adaptation. *Nature* 445:597-598.
- Pörtner, H. O. 2008. Ecosystem effects of ocean acidification in times of ocean warming: a physiologist's view. *Marine Ecology-Progress Series* 373:203-217.
- Pörtner, H. O., and A. P. Farrell. 2008. Physiology and climate change. *Science* 322:690-692.

- Pörtner, H. O., and R. Knust. 2007. Climate Change Affects Marine Fishes Through the Oxygen Limitation of Thermal Tolerance. *Science* 315:95-97.
- Preston, K. L., J. T. Rotenberry, R. A. Redak, and M. F. Allen. 2008. Habitat shifts of endangered species under altered climate conditions: importance of biotic interactions. *Global Change Biology* 14:2501-2515.
- Prins, D., A. van Vliet, and R. Vermeulen. 2007. Invloed van klimaatverandering op de fenologie en populatiegrootte van loopkevers. Een onderzoek op basis van de langstlopende continue meetreeks aan loopkevers ter wereld. Rapport, Stichting WillemBeijerinck Biologisch Station, Loon.
- Prowse, T. D., C. Furgal, F. J. Wrona, and J. D. Reist. 2009a. Implications of Climate Change for Northern Canada: Freshwater, Marine, and Terrestrial Ecosystems. *Ambio* 38:282-289.
- Prowse, T. D., C. Furgal, F. J. Wrona, and J. D. Reist. 2009b. Implications of Climate Change for Northern Canada: Freshwater, Marine, and Terrestrial Ecosystems. *AMBIO: A Journal of the Human Environment* 38:282-289.
- Qiu, J. 2008. China: The third pole. *Nature* 454:393-396.
- Quincey, D. J., S. D. Richardson, A. Luckman, R. M. Lucas, J. M. Reynolds, M. J. Hambrey, and N. F. Glasser. 2007. Early recognition of glacial lake hazards in the Himalaya using remote sensing datasets. *Global and Planetary Change* 56:137-152.
- Raghu, S., R. C. Anderson, C. C. Daehler, A. S. Davis, R. N. Wiedenmann, D. Simberloff, and R. N. Mack. 2006. Adding Biofuels to the Invasive Species Fire? *Science* 313:1742-.
- Ramanathan, V., M. V. Ramana, G. Roberts, D. Kim, C. Corrigan, C. Chung, and D. Winker. 2007. Warming trends in Asia amplified by brown cloud solar absorption. *Nature* 448:575-578.
- Raupach, M. R., G. Marland, P. Ciais, C. Le Quere, J. G. Canadell, G. Klepper, and C. B. Field. 2007. Global and regional drivers of accelerating CO₂ emissions. *Proceedings of the National Academy of Sciences* 104:10288-10293.
- Reidsma, P. 2007. Adaptation to climate change: European Agriculture. PhD Thesis. Wageningen University, Wageningen.
- Reidsma, P., and F. Ewert. 2008. Regional Farm Diversity Can Reduce Vulnerability of Food Production to Climate Change. *Ecology and Society* 13:38.
- Reidsma, P., F. Ewert, A. Oude Lansink, and R. Leemans. 2009a. Adaptation to climate change and climate variability in European agriculture: The importance of farm level responses. *European Journal of Agronomy* doi:10.1016/j.eja.2009.06.003.
- Reidsma, P., F. Ewert, A. Oude Lansink, and R. Leemans. 2009b. Vulnerability and adaptation of European farmers: a Multi-level analysis of yield and income responses to climate variability. *Regional Environmental Change* 9:25-40.
- Reidsma, P., F. Ewert, and A. Oude Lansink. 2007. Analysis of farm performance in Europe under different climatic and management conditions to improve understanding of adaptive capacity. *Climatic Change* 84:403-422.
- Reynolds, J. F., D. M. Stafford-Smith, E. F. Lambin, B. L. Turner, II, M. Mortimore, S. P. J. Batterbury, T. E. Downing, H. Dowlatabadi, R. J. Fernandez, J. E. Herrick, E. Huber-Sannwald, H. Jiang, R. Leemans, T. Lynam, F. T. Maestre, M. Ayarza, and B. Walker. 2007. Global Desertification: Building a Science for Dryland Development. *Science* 316:847-851.
- Rhoades, R., X. Zapata, and J. Arangundy. 2006. Climate change in Cotacachi. Pages 64-74 in R. E. Rhoades, editor. *Development with identity: Community, culture and sustainability in the Andes*. CAB International, Wallingford, UK.
- Richardson, K., W. Steffen, H. J. Schellnhuber, J. Alcamo, T. Barker, D. Kammen, R. Leemans, D. Liverman, M. Monasinghe, B. Osman-Elasha, N. Stern, and O. Wæver. 2009. *Climate Change: global risks challenges and decisions*. Synthesis Report, University of Copenhagen, Copenhagen.
- Rigby, M., R. G. Prinn, et al. (2008). "Renewed growth of atmospheric methane." *Geophysical Research Letters* 35(22): -
- Rikiishi, K., and H. Nakasato. 2006. Height dependence of the tendency for reduction in seasonal snow cover in the Himalaya and the Tibetan Plateau region, 1966-2001. *Annals of Glaciology* 43:369-377.
- Rosenzweig, C., G. Casassa, D. J. Karoly, A. Imeson, C. Liu, A. Menzel, S. Rawlins, T. L. Root, B. Seguin, and P. Tryjanowski. 2007. Assessment of Observed Changes and Responses in Natural and Managed Systems. Pages 79-131 in M. L. Parry, O. F. Canziani, J. P. Palutikof, C. E. Hanson, and P. J. Van der Linden, editors. *Climate Change 2007. Impacts, adaptation and vulnerability*. Contribution of Working Group II to the Fourth Assessment Report of the Intergovernmental Panel on Climate Change. Cambridge University Press, Cambridge.
- Roulet, N. T., P. M. Lafleur, et al. (2007). "Contemporary carbon balance and late Holocene carbon accumulation in a northern peatland." *Global Change Biology* 13(2): 397-411.
- Salazar, L. F., C. A. Nobre, et al. (2007). "Climate change consequences on the biome distribution in tropical South America." *Geophysical Research Letters* 34(9): -
- Salick, J., Z. Fang, and A. Byg. 2009. Eastern Himalayan alpine plant ecology, Tibetan ethnobotany, and climate change. *Global Environmental Change* 19:147-155.
- Sampayo, E. M., T. Ridgway, P. Bongaerts, and O. Hoegh-Guldberg. 2008. Bleaching susceptibility and mortality of corals are determined by fine-scale differences in symbiont type. *Proceedings of the National Academy of Sciences* 105:10444-10449.
- Schaeffer, M., B. Eickhout, M. Hoogwijk, D. v. Vuuren, R. Leemans, and T. Opsteegh. 2007. The albedo climate impacts of biomass and carbon plantations compared to the CO₂ impact. Pages 72-83 in M. Schlesinger, H. Khesghi, J. Smith, F. de la Chesnaye, J. Reilly, T. Wilson, and C. D. Kolstad, editors. *Human induced climate change: An interdisciplinary Approach*, Cambridge University Press, Cambridge.
- Scharlemann, J. P. W., and W. F. Laurance. 2008. How Green Are Biofuels? *Science* 319:43-44.
- Scheffer, M. 2009. *Critical transitions in nature and society*. Princeton University Press, Princeton.
- Schellnhuber, H. J., W. Cramer, N. Nakćenovic, T. Wigley, and G. Yohe, editors. 2006. *Avoiding Dangerous Climate Change*. Cambridge University Press, Cambridge.
- Schlenker W. and M.J. Roberts (2009) Nonlinear temperature effects indicate severe damages to U.S. crop yields under climate change. *PNAS* 106, 37
- Schlenker W. and M.J. Roberts (2009) Reply to Meerburg et al.: Growing areas in Brazil and the United States with similar exposure to extreme heat have similar yields. *PNAS* 106, 43
- Schmittner, A. and E. D. Galbraith (2008). "Glacial greenhouse-gas fluctuations controlled by ocean circulation changes." *Nature* 456(7220): 373-376.
- Schuur, E. A. G., J. G. Vogel, et al. (2009). "The effect of permafrost thaw on old carbon release and net carbon exchange from tundra." *Nature* 459(7246): 556-559.
- Settele, J., O. Kudrna, A. Harpke, I. Kühn, C. van Swaay, R. Verovnik, M. Warren, M. Wiemers, J. Hanspach, T. Hickler, E. Kühn, I. van Halder, K. Veling, A. Vliegthart, I. Wynhoff, and O. Schweiger. 2008. *Climatic Risk Atlas of European Butterflies*. BIORISK – Biodiversity and Ecosystem Risk Assessment 1:1-710.
- Silverman, J., B. Lazar, L. Cao, K. Caldeira, and J. Erez. 2009. Coral reefs may start dissolving when atmospheric CO₂ doubles. *Geophysical Research Letters* 36:L05606 05610.01029/02008gl036282.
- Smith, B., and J. Wandel. 2006. Adaptation, adaptive capacity and vulnerability. *Global Environmental Change* 16:282-291.
- Smith, J. B., S. H. Schneider, M. Oppenheimer, G. W. Yohe, W. Hare, M. D. Mastrandrea, A. Patwardhan, I. Burton, J. Corfee-Morlot, C. H. D. Magadza, H.-M. Fussel, A. B. Pittock, A. Rahman, A. Suarez, and J.-P. van Ypersele. 2009. Assessing dangerous climate change through an update of the Intergovernmental Panel on Climate Change (IPCC) 'reasons for concern'. *Proceedings of the National Academy of Sciences* 106:4133-4137.
- Smith, L. C., Y. W. Sheng, et al. (2007). "A first pan-Arctic assessment of the influence of glaciation, permafrost, topography and peatlands on northern hemisphere lake distribution." *Permafrost and Periglacial Processes* 18(2): 201-208.
- Solomon, S., D. Qin, M. Manning, Z. Chen, M. Marquis, K. B. Averyt, M. M. B. Tignor, and H. L. Miller, editors. 2007. *Climate Change 2007: The Physical Science Basis*. Contribution of Working Group I to the Fourth Assessment Report of the Intergovernmental Panel on Climate Change. Cambridge University Press, Cambridge.
- Stahl, K., R. D. Moore, J. M. Shea, D. Hutchinson, and A. J. Cannon. 2008. Coupled modelling of glacier and streamflow response to future climate scenarios. *Water Resources Research* 44.
- Stephens, B. B., K. R. Gurney, et al. (2007). "Weak northern and strong tropical land carbon uptake from vertical profiles of atmospheric CO₂." *Science* 316(5832): 1732-1735.
- Stern, N. 2009. *A blueprint for a safer planet*. How to manage climate change and create a new era of progress and prosperity. The Bodley Head, London.
- Stern, N., S. Peters, V. Bakhshi, A. Bowen, C. Cameron, S. Catovsky, D. Crane, S. Cruickshank, S. Dietz, N. Edmondson, S.-L. Garbett, L. Hamid, G. Hoffman, D. Ingram, B. Jones, N. Patmore, H. Radcliffe, R. Sathiyarajah, M. Stoc, C. Taylor, T. Vernon, H. Wanjie, and D. Zenghelis. 2006. *STERN REVIEW: The Economics of Climate Change*. Cambridge University Press, Cambridge.
- Strassmann, K. M., F. Joos, et al. (2008). "Simulating effects of land use changes on carbon fluxes: past contributions to atmospheric CO₂ increases and future commitments due to losses of terrestrial sink capacity." *Tellus Series B-Chemical and Physical Meteorology* 60(4): 583-603.

- Taggart, R. E. and A. T. Cross (2009). "Global greenhouse to icehouse and back again: The origin and future of the Boreal Forest biome." *Global and Planetary Change* 65(3-4): 115-121.
- Tamis, W. L. M., A. Beckers, L. L. Kooijmans, J. Mourik, and B. Vreeken. 2009a. Munch, munch, there goes another tasty orchid; the impact of cattle grazing on Red List species. *Gorteria* 33:186-201.
- Tamis, W. L. M., H. Duistermaat, R. van Moorsel, J. D. Kruijer, and M. C. Roos. 2009b. The loss and (re)appearance of vascular plant species in the Netherlands. *Gorteria* 33:166-185.
- Tang, G. P. and P. J. Bartlein (2008). "Simulating the climatic effects on vegetation: approaches, issues and challenges." *Progress in Physical Geography* 32(5): 543-556.
- Tanzil, J., B. Brown, A. Tudhope, and R. Dunne. 2009. Decline in skeletal growth of the coral *Porites lutea* from the Andaman Sea, South Thailand between 1984 and 2005. *Coral Reefs* 28:519-528.
- Tarnocai, C., J. G. Canadell, et al. (2009). "Soil organic carbon pools in the northern circumpolar permafrost region." *Global Biogeochemical Cycles* 23: -.
- Thuiller, W. 2007. Biodiversity: Climate change and the ecologist. *Nature* 448:550-552.
- Thuiller, W., O. Broennimann, G. Hughes, J. R. M. Alkemade, G. F. Midgley, and F. Corsi. 2006. Vulnerability of African mammals to anthropogenic climate change under conservative land transformation assumption. *Global Change Biology* 12:424-436.
- van Adrichem, M. H. C., R. Pouwels, and G. W. W. Wameling. 2007. Effects of climate change on habitat suitability for Stag Beetle, European Hornet, Middle Spotted Woodpecker and Black Woodpecker. An application of SMART-SUMO2-LARCH. . Alterra-rapport 1533, Alterra, Wageningen.
- van Bragt, P. H. 2009a. Exotische Penseelkrab overleeft strenge winter. *Natuurbericht.nl* 27 februari 2009.
- van Bragt, P. H. 2009b. Explosie rose sterslakken in Zeeuwse delta. *Natuurbericht.nl* 29 april 2009.
- van Buskirk, J., R. S. Mulvihill, and R. C. Leberman. 2009. Variable shifts in spring and autumn migration phenology in North American songbirds associated with climate change. *Global Change Biology* 15:760-771.
- Van den Berg, G. 2006. Ziekteverwekkers veranderen mee met omstandigheden. *De Boomkwekerij* 27/28:10-12.
- van Dorland, R., M. van Drunen, B. Eickhout, B. Jansen, I. Kingma, N. Meijer, R. Prop, B. Schoenmackers, A. Seebregts, J. A. Veraart, J. Bessembinder, B. Bergman, G. J. Nabuurs, J. Verhagen, A. J. H. van Vliet, and C. C. Vos. 2008. De staat van het klimaat 2007 : actueel onderzoek en beleid nader verklaard. PCCC, De Bilt/ Wageningen.
- van Dorland, R., W. Dubelaar-Versluis, and B. Jansen. 2009. De staat van het klimaat 2008. Actueel onderzoek en beleid nader verklaard. Platform Communication on Climate Change (PCCC), Wageningen.
- Van Lier, A. 2007. Alertheid geboden in strijd tegen uitheemse ziekten en plagen. *De Boomkwekerij* 50:10-11.
- van Mantgem, P. J., N. L. Stephenson, J. C. Byrne, L. D. Daniels, J. F. Franklin, P. Z. Fule, M. E. Harmon, A. J. Larson, J. M. Smith, A. H. Taylor, and T. T. Veblen. 2009. Widespread Increase of Tree Mortality Rates in the Western United States. *Science* 323:521-524.
- van Oudenhoven, A. P. E. 2008. The Oak Processionary caterpillar Marches on; Research into the climate and environmental variables determining the spatial distribution and population dynamics of *Thaumetopoea processionea*. Wageningen University, Wageningen.
- van Oudenhoven, A. P., A. J. H. van Vliet, and L. G. Moraal. 2008. Climate change exacerbates the oak processionary caterpillar problem in The Netherlands. *Gewasbescherming; Mededelingenblad van de Koninklijke Nederlandse Plantenziektkundige Vereniging* 39:236-237.
- van Vliet, A. J. H. 2008. Monitoring, analysing, forecasting and communicating phenological changes. PhD Thesis. Wageningen University, Wageningen.
- van Vliet, A., and R. Leemans. 2006. Rapid species' responses to changes in climate require stringent climate protection targets. Pages 135-143 in H. J. Schellnhuber, W. Cramer, N. Nakicenovic, T. Wigley, and G. Yohe, editors. *Avoiding Dangerous Climate Change*. Cambridge University Press, Cambridge.
- Verbyla, D. (2008). "The greening and browning of Alaska based on 1982-2003 satellite data." *Global Ecology and Biogeography* 17(4): 547-555.
- Vergara, W., A. M. Deeb, A. M. Valencia, R. S. Bradley, B. Francou, A. Zarzar, A. Granwaldt, and S. M. Haeussling. 2007. Economic impacts of rapid glacier retreat in the Andes. *Eos* 88.
- Vergara, W., P. Cox, C. F. Jaramillo, and L. Tlaiye. 2008. Adaptation to the impact of rapid glacier retreat in the tropical Andes project. Project Appraisal Document, The World Bank, Washington DC.
- Visser, M. E. 2008. Keeping up with a warming world; assessing the rate of adaptation to climate change. *Proceedings of the Royal Society B: Biological Sciences* 275:649-659.
- Vos, C. C., B. S. J. Nijhof, M. van der Veen, P. F. M. Opdam, and J. Verboom. 2007. Risicoanalyse kwetsbaarheid natuur voor klimaatverandering. Alterra-rapport 1551, Alterra, Wageningen.
- Vos, C. C., H. Kuijpers, R. Wegman, and M. van den Veen. 2008b. Klimaatverandering en natuur: identificatie knelpunten als eerste stap naar adaptatie van de EHS. Alterra-rapport 1602, Alterra, Wageningen.
- Vos, C. C., P. Berry, P. Opdam, H. Baveco, B. Nijhof, J. O'Hanley, C. Bell, and H. Kuipers. 2008a. Adapting landscapes to climate change: examples of climate-proof ecosystem networks and priority adaptation zones. *Journal of Applied Ecology* 45:1722-1731.
- Wagner, D., A. Gattinger, et al. (2007). "Methanogenic activity and biomass in Holocene permafrost deposits of the Lena Delta, Siberian Arctic and its implication for the global methane budget." *Global Change Biology* 13(5): 1089-1099.
- Walker, B., and D. Salt. 2006. *Resilience thinking: Sustaining ecosystems in a changing world*. Island Press, Washington DC.
- Walsh, J. E., W. L. Chapman, et al. (2008). "Global Climate Model Performance over Alaska and Greenland." *Journal of Climate* 21(23): 6156-6174.
- Walter, K. M., L. C. Smith, et al. (2007). "Methane bubbling from northern lakes: present and future contributions to the global methane budget." *Philosophical Transactions of the Royal Society a-Mathematical Physical and Engineering Sciences* 365(1856): 1657-1676.
- Walter, K. M., S. A. Zimov, et al. (2006). "Methane bubbling from Siberian thaw lakes as a positive feedback to climate warming." *Nature* 443(7107): 71-75.
- Wang, M. Y. and J. E. Overland (2009). "A sea ice free summer Arctic within 30 years?" *Geophysical Research Letters* 36: -.
- Wycott, M., C. M. Duarte, T. J. B. Carruthers, R. J. Orth, W. C. Dennison, S. Olyarnik, A. Calladine, J. W. Fourqurean, K. L. Heck, A. R. Hughes, G. A. Kendrick, W. J. Kenworthy, F. T. Short, and S. L. Williams. 2009. Accelerating loss of seagrasses across the globe threatens coastal ecosystems. *Proceedings of the National Academy of Sciences* 106:12377-12381.
- Wijchman, G. 2006. Gewasbeschermingsseizoen 2006 nu al extreem. *De Boomkwekerij* 29:8-10.
- Wilkes, A. 2008. Towards mainstreaming climate change in grassland management policies and practices on the Tibetan Plateau. Working Paper No. 68, World Agroforestry Centre, ICRAF, Nairobi, Kenya.
- Wille, C., L. Kutzbach, et al. (2008). "Methane emission from Siberian arctic polygonal tundra: eddy covariance measurements and modeling." *Global Change Biology* 14(6): 1395-1408.
- Williams, J. W., and S. T. Jackson. 2007. Novel climates, no-analog communities, and ecological surprises. *Frontiers in Ecology and the Environment* 5:475-482.
- Wilson, A., and P. Mellor. 2008. Bluetongue in Europe: vectors, epidemiology and climate change. *Parasitology Research* 103:S69-S77.
- Wilson, A., P. S. Mellor, C. Szmargd, and P. P. C. Mertens. 2009. Adaptive strategies of African horse sickness virus to facilitate vector transmission. *Veterinary Research* 40.
- Winterbourn, M. J., S. Cadbury, C. Ilg, and A. M. Milner. 2008. Mayfly production in a New Zealand glacial stream and the potential effect of climate change. *Hydrobiologia* 603:211-219.
- Wookey, P. A., R. Aerts, et al. (2009). "Ecosystem feedbacks and cascade processes: understanding their role in the responses of Arctic and alpine ecosystems to environmental change." *Global Change Biology* 15(5): 1153-1172.
- Worm, B., R. Hilborn, J. K. Baum, T. A. Branch, J. S. Collie, C. Costello, M. J. Fogarty, E. A. Fulton, J. A. Hutchings, S. Jennings, O. P. Jensen, H. K. Lotze, P. M. Mace, T. R. McClanahan, C. Minto, S. R. Palumbi, A. M. Parma, D. Ricard, A. A. Rosenberg, R. Watson, and D. Zeller. 2009. Rebuilding Global Fisheries. *Science* 325:578-585.
- Xu, C., G. Z. Gertner, and R. M. Scheller. 2009a. Uncertainties in the response of a forest landscape to global climatic change. *Global Change Biology* 15:116-131.
- Xu, J., R. Grumbine, A. Shrestha, M. Ericsson, X. Yang, and Y. Wang. 2009b. The Melting Himalayas: Cascading Effects of Climate Change on Water, Biodiversity, and Human Livelihoods. *Conservation Biology* 23:520-530.
- Yao, T., J. Pu, A. Lu, Y. Wang, and W. Yu. 2007. Recent Glacial Retreat and Its Impact on Hydrological Processes on the Tibetan Plateau, China, and Surrounding Regions. *Arctic, Antarctic, and Alpine Research* 39:642-650.
- Zhuang, Q., J. M. Melillo, et al. (2007). "Net emissions of CH₄ and CO₂ in Alaska: Implications for the region's greenhouse gas budget." *Ecological Applications* 17(1): 203-212.
- Zimov, S. A., E. A. G. Schuur, et al. (2006). "Permafrost and the global carbon budget." *Science* 312(5780): 1612-1613.

2.3. Mitigation and stabilisation

2.3.1. Growth in global greenhouse gas emissions levels off after steep increase between 2000 and 2004.

Olivier, J.G.J. and J.A.H.W. Peters (2009) Global CO₂ emissions: annual increase halved in 2008. PBL report, 25 June 2009, [http://www.pbl.nl/en/publications/2009/Global-CO₂-emissions-annual-increase-halves-in-2008.html](http://www.pbl.nl/en/publications/2009/Global-CO2-emissions-annual-increase-halves-in-2008.html)

EDGAR version 4.0. Joint Research Centre /Netherlands Environmental Assessment Agency. Internet: <http://edgar.jrc.ec.europa.eu/>
IEA World Energy Outlook (WEO) 2009

2.3.2. CO₂ emissions stay within the range of IPCC scenarios

Raupach, M.R., G. Marland, P. Ciais, C. Le Quééré, J.G. Canadell, G. Klpper and C.B. Field (2007), "Global and regional drivers of accelerating CO₂ emissions," *Proc. Nat. Aca. Sci.*, 104, 10288-10293

Pielke R., T. Wigley and C. Green (2008), "Dangerous Assumptions," *Nature*, 452, 531-532

Sheehan P (2008) "The new global growth path: implications for climate change analysis and policy. *Climatic Change* 91: 211-231

Van Vuuren, D. P. and K. Riahi (2008). "Do recent emission trends imply higher emissions forever?" *Climatic Change* 91(3-4): 237-248.

2.3.3. Mitigation potentials in 2030 could at least offset growth in emissions

Hoogwijk M., D. van Vuuren, S. Boeters, K. Blok, E. Blomen, T. Barker, J. Chateau, A. Grübler, T. Masui, G.-J. Nabuurs, A. Novikova, K. Riahi, S. de la Rue du Can, J. Sathaye, S. Scricciu, D. Urge-Vorsatz, J. van Vliet (2008), "Sectoral emission reduction potentials: Comparing bottom-up and top-down approaches", <http://www.pbl.nl/en/publications/2008/Assessment-of-bottom-up-sectoral-and-regional-mitigation-potentials.-Background-report.html>

IEA, Energy Technology Perspective, In support of the G8 action plan, 2008, pp 650

IPCC. IPCC. Climate Change 2007: Mitigation. Contribution of Working Group III to the Fourth Assessment Report of the Intergovernmental Panel on Climate Change. Eds B. Metz, O.R. Davidson, P.R. Bosch, R. Dave, L.A. Meyer. Cambridge University Press. Cambridge, United Kingdom and New York, NY, USA. 2007.

McKinsey & Company, Pathways to a low – carbon economy, Version 2 of the global abatement cost curve, 2009, pp 192-09) "Global CO₂ emissions trends through 2008",

van Vuuren, D. P., M. Hoogwijk, T. Barker, K. Riahi, S. Boeters, J. Chateau, S. Scricciu, J. van Vliet, T. Masui, K. Blok, E. Blomen and T. Kram (2009). "Comparison of top-down and bottom-up estimates of sectoral and regional greenhouse gas emission reduction potentials." *Energy Policy*. 37 (12): 5125-5139

2.3.4. The 2 °C target requires a peaking of global greenhouse gas emissions around 2020

Knopf, B., O. Edenhofer, T. Barker, L. Baumstark, P. Criqui, A. Held, M. Isaac, M. Jakob, E. Jochem, A. Kitous, S. Kypreos, M. Leimbach, B. Magné, S. Mima, W. Schade, S. Scricciu, H. Turton and D. P. van Vuuren (2009). "The economics of low stabilisation: implications for technological change and policy". Making climate work for us." M. Hulme and H. Neufeld, European Perspectives on Adaptation and Mitigation Strategies, Cambridge University Press, in press (2010).

Clarke, L., J. Edmonds, V. Krey, R. Richels, S. Rose, and M. Tavoni. Forthcoming. "International Climate Policy Architectures: Overview of the EMF 22 International Scenarios." *Energy Economics*, accepted for publication

Rao, S., Riahi, K., Stehfest, E., van Vuuren, D., Cho, C., den Elzen, M., Isaac, M., van Vliet, J. "IMAGE and MESSAGE Scenarios limiting GHG concentration to low levels (2008), IIASA interim report 08-202, <http://www.iiasa.ac.at/Admin/PUB/Documents/IR-08-020.pdf>

Chapter 3. Exploring the boundaries of climate change

Allen, C.D., Macalady, A., Chenchouni, H., Bachelet, D., McDowell, N., Vennetier, M., Gonzales, P., Hogg, T., Rigling, A., Breshears, D.D., Fensham, R., Zhang, Z., Kitzberger, T., Lim, J.-H., Castro, J., Running, S.W., Allard, G., Semerci, A. & Cobb, N. 2009. Drought-induced forest mortality: a global overview reveals emerging climate change risks. (Submitted for publication)

Allen, C. D., Climate-induced forest dieback: an escalating global phenomenon? 2009, *Unasylva* 231/232, vol. 60.

Alley, R.B., P.U. Clark, P. Huybrechts, and I. Joughin, 2005: Ice-sheet and sea-level changes. *Science*, 310, 456-460.

Annan, J. D., and J. C. Hargreaves (2006), Using multiple observationally-based constraints to estimate climate sensitivity, *Geophys. Res. Lett.*, 33, L06704, doi:10.1029/2005GL025259.

Arnell, N., Tompkins, E., Adger, N. and Delaney, K. (2005), Vulnerability to abrupt climate change in Europe, www.tyndall.ac.uk (Tyndall Centre Report).

Arzel, O., T. Fichefet, and H. Goosse, 2006: Sea ice evolution over the 20th and 21st centuries as simulated by current AOGCMs. *Ocean Modelling*, 12, 401–415.

Bamber, J.L., Riva, EM, Vermeersen, B and LeBrocq, A.M., 2009: Reassessment of the potential sea-level rise from a collapse of the West Antarctic Ice Sheet, *Science*, 325, pp901-903, DOI:10.1126/science.1169335

Caldeira, K., and M. E. Wickett (2005), Ocean model predictions of chemistry changes from carbon dioxide emissions to the atmosphere and ocean, *J. Geophys. Res.*, 110, C09S04, doi:10.1029/2004JC002671.

Callebaut, D., 2008, personal communication.

CCSP, 2008: Abrupt Climate Change. A report by the U.S. Climate Change Science Program and the Subcommittee on Global Change Research [Clark, P.U., A.J. Weaver (coordinating lead authors), E. Brook, E.R. Cook, T.L. Delworth, and K. Steffen (chapter lead authors)]. U.S. Geological Survey, Reston, VA, 459 pp.

Cook KH and Vizi EK 2008: Effects of global warming on Amazon basin climate and vegetation in the 21st century. *J. Climate*, in press.

Dessai S. and J.P. van der Sluijs, 2007. Uncertainty and Climate Change Adaptation - a Scoping Study, report NWS-E-2007-198, Department of Science Technology and Society, Copernicus Institute, Utrecht University. 95 pp.

Dorland van, R 2009: Part I of this report series

Dlugokencky, E. J., et al. (2009), Observational constraints on recent increases in the atmospheric CH₄ burden, *Geophys. Res. Lett.*, 36, L18803, doi:10.1029/2009GL039780.

Flato, G.M., and Participating CMIP Modeling Groups, 2004: Sea-ice and its response to CO₂ forcing as simulated by global climate change studies. *Clim. Dyn.*, 23, 220–241.

Ganachaud, A., 2003: Error budget of inverse box models: The North Atlantic. *J. Atmos. Oceanic Technol.*, 20, 1641–1655.

Gregory, J., and P. Huybrechts (2006): Ice-sheet contributions to future sea-level change, *Philosophical Transactions of the Royal Society of London A*, 364, 1709-1731, doi: 10.1098/rsta.2006.1796.

Harvey, L. D. D., and Z. Huang (1995), Evaluation of the potential impact of methane clathrate destabilization on future global warming, *J. Geophys. Res.*, 100(D2), 2905–2926.

Hansen JE (2005) *Clim Change* 68:269–279. Holland, M.M., and C.M. Bitz, 2003: Polar amplification of climate change in the Coupled Model Intercomparison Project. *Clim. Dyn.*, 21, 221–232.

Hasselmann, K. 1976: Stochastic climate models, Part 1: Theory. *Tellus*, 28, pp. 473 - 485,

Holland, M.M. and C.M. Bitz, 2003: Polar amplification of climate change in the coupled model intercomparison project, *Climate Dynamics*, 21, 221-232.

IPCC, 2007 WGI: Climate Change 2007: The Physical Science Basis.

Contribution of Working Group I to the Fourth Assessment Report of the Intergovernmental Panel on Climate Change [Solomon, S., D. Qin, M. Manning, Z. Chen, M. Marquis, K.B. Averyt, M. Tignor and H.L. Miller (eds.)] Cambridge University Press, Cambridge, UK, 996pp

IPCC 2007 WGII: Climate Change 2007: Impacts, Adaptation and Vulnerability. Contribution of Working Group II to the Fourth Assessment Report of the Intergovernmental Panel on Climate Change, M.L. Parry, O.F. Canziani, J.P. Palutikof, P.J. van der Linden and C.E. Hanson, Eds., Cambridge University Press, Cambridge, UK

Ivins, Erik R, 2009: "Ice Sheet Stability and Sea Level", *Science*, 324 (www.sciencemag.org)

Jager, de, C. and Duhau, S. 2009a. Episodes of relative global warming. *Journal of Atmospheric and Solar-Terrestrial Physics* 71: 194-198.

Jager, de, C. and Duhau, S. 2009b. Forecasting the parameters of sunspot cycle 24 and beyond. *Journal of Atmospheric and Solar-Terrestrial Physics* 71: 239-245.

Katz, Miriam E., Dorothy K. Pak, Gerald R. Dickens, and Kenneth G. Miller (1999)

The Source and Fate of Massive Carbon Input During the Latest Paleocene Thermal Maximum *Science*.286. no. 5444, pp. 1531 – 1533, DOI: 10.1126

KNMI 2006: Klimaat in de 21^e eeuw (vier scenario's voor Nederland)

Knutti, R. and Hegerl, G. C. [2008] The equilibrium sensitivity of the earth's temperature to radiation changes, *Nature Geoscience*; 1; 735-743

Kriegler, E., J.W. Hall, H. Held, R. Dawson, H.-J. Schellnhuber (2009)

Imprecise probability assessment of tipping points in the earth system. *Proceedings of the National Academy of Sciences USA*, 10.1073/pnas.0809117106

Lamarque, J.-F. (2008), Estimating the potential for methane clathrate

instability in the 1%-CO₂ IPCC AR-4 simulations, *Geophys. Res. Lett.*, 35, L19806, doi:10.1029/2008GL035291.

- Lenton, T., H. Held, E. Kriegler, J.W. Hall, H. Held, R. Dawson, H.-J. Schellnhuber (2008) Tipping element's in the earth's climate system. *Proceedings of the National Academy of Sciences USA*, 105: 1786-1793.
- Lumpkin, R. and K. Speer, 2003. Large-scale vertical and horizontal circulation in the North Atlantic Ocean. *Journal of Physical Oceanography*, 33(9), 1902-1920.
- Malhi, Y., Luiz E. O. C. Aragão, David Galbraith, Chris Huntingford, Rosie Fisher, Przemyslaw Zelazowski, Stephen Sitch, Carol McSweeney and Patrick Meir, 2009, Exploring the likelihood and mechanism of a climate-change-induced dieback of the Amazon rainforest *Proceedings of the National Academy of Sciences*, February 13, 2009; doi: 10.1073/pnas.0804619106
- Meehl, Gerald. A., Warren M. Washington, William D. Collins, Julie M. Arblaster, Aixue Hu, Lawrence E. Buja, Warren G. Strand, and Haiyan Teng (18 March 2005) How Much More Global Warming and Sea Level Rise? *Science*, 307 (5716), 1769. [DOI:10.1126/science.1106663]
- Milkov, A.V. (2004) Global estimates of hydrate-bound gas in marine sediments: How much is really out there? *Earth Science Reviews*, 66 (3-4), pp. 183-197.
- Mitrovica, J. X., Tamisiea, M. E., Davis, J. L., Milne, G. A., Recent mass balance of polar ice sheets inferred from patterns of global sea level change. *Nature*, 409, 1026-1029 (2001).
- Moran, K. et al., 2006, The Cenozoic palaeoenvironment of the Arctic Ocean, *Nature*, 441, 601-605.
- Nobre, C. A. and L. De Simone Borma, 2009. Tipping points' for the Amazon Forest. *Current Opinion in Environmental Sustainability*, 1, (in press).
- Oldenborgh, G.J. van, S.Y. Philip and M. Collins, El Niño in a changing climate: a multi-model study, 2005 *Ocean Science*, 1, 81-95, sref:1812-0792/os/2005-1-81.
- Oldenborgh, G.J. van, S.S. Drijfhout, A. van Ulden, R. Haarsma, A. Sterl, C. Severijns, W. Hazeleger and H. Dijkstra, 2009, Western Europe is warming much faster than expected *Climate of the Past*, 5, 1, 1-12.
- Oppenheimer, M., and R.B. Alley, 2005: Ice sheets, global warming, and Article 2 of the UNFCCC. *Clim. Change*, 68, 257-267.
- Paull, C.K., P.G. Brewer, W. Ussler III, E.T. Peltzer, G. Rehder, et al. 2003: An experiment demonstrating that marine slumping is a mechanism to transfer methane from seafloor gas-hydrate deposits into the upper ocean and atmosphere. *Geo.-Mar. Lett.*, 22, 198-203.
- Prather, M. (1996), Time Scales in Atmospheric Chemistry: Theory, GWPs for CH₄ and CO₂, and Runaway Growth, *Geophys. Res. Lett.*, 23(19), 2597-2600.
- Roe G.H. and Baker M.B., 2007: Why is climate sensitivity so unpredictable? *Science*, 318, no. 5850, pp. 629 – 632 DOI: 10.1126/science.1144735
- Sampaio, G., C. Nobre, M.H. Costa, P. Satyamurty B.S. Soares-Filho, M. Cardoso, 2007, Regional climate change over eastern Amazonia caused by pasture and soybean cropland expansion, *Geophysical Research Letters*, 34 (L17709)
- Scheffer, Marten, Jordi Bascompte, William A. Brock, Victor Brovkin, Stephen R. Carpenter, Vasilis Dakos, Hermann Held, Egbert H. van Nes, Max Rietkerk and George Sugihara, 2009: Early-warning signals for critical transitions, *Nature* 461, doi:10.1038
- Schellnhuber, HJ (ed), 2006, Avoiding dangerous climate change, Cambridge University Press.
- Sluijs, A. Schouten, S., Pagani M., Woltering, M., Pedentchouk, N., Brinkhuis, H., Sinninghe Damste, J., Dickens, G., Huber, M., Reichert, G.-J., Stein, R., Matthiessen, J., Lourens, I., Backman, J., Moran, K. and the Expedition Scientists, 2006, Subtropical Arctic Ocean temperatures during the Palaeocene Eocene thermal maximum, *Nature*, 441, 610 - 613.
- Smethie, W.M. Jr., and R.A. Fine. Rates of North Atlantic Deep Water formation calculated from chlorofluorocarbon inventories. *Deep Sea Research*, 48: 189-215.
- Stroeve J, Holland MM, Meier W, Scambos T, Serreze M (2007) *Geophys Res Lett* 34:L09501.
- Talley, L. D., 2003: Shallow, intermediate, and deep overturning components of the global heat budget. *J. Phys. Oceanogr.*, 33, 530-560.
- Tignor and H.L. Miller (eds.). Cambridge University Press, Cambridge, United Kingdom and New York, NY, USA, 996 pp.
- Vaughan, D.G., and J.R. Spouge, 2002: Risk estimation of collapse of the West Antarctic Ice Sheet. *Clim. Change*, 52, 65-91. WBGU, 2006, The Future Oceans – Warming Up, Rising High, Turning Sour German Advisory Council on Global Change special report, 110 pages ISBN 3-936191-14-X
- Weber, S.L., and S.S. Drijfhout, 2007. Stability of the Atlantic Meridional Overturning Circulation in the Last Glacial Maximum climate, *Geophys. Res. Letters*, 34, L22706, doi:10.1029/2007GL031437.
- WGBU, 2006, The Future Oceans – Warming up, Rising High, Turning Sour, Special Report of the German Advisory Council on Global Change, ISBN 3-936191-14-X.
- Wing, S. L., et al. (2005), Transient floral change and rapid global warming at the Paleocene-Eocene boundary, *Science*, 310, 993-996.
- Zachos J.C., Röhl U., Schellenberg S.A., Sluijs A., Hodell D.A., Kelly D.C., Thomas E., Nicolo M., Raffi I., Lourens L.J., McCarren H., Kroon D. 2005. Rapid acidification of the ocean during the Paleocene-Eocene thermal maximum. *Science*. 308. p 1611–1615 doi: 10.1126/science.1109004.

Chapter 4. Policy options to respond to rapid climate change

References to main report

- AMS (American Meteorological Society), 2009. Policy Statement on Geoengineering the Climate System.
- Barrett, S., 2008. The Incredible Economics of Geoengineering. *Environmental Resource Economics*, vol. 39, pp 45-54
- Bickel, J.E. and L. Lane, 2009. An Analysis of Climate Engineering as a Response to Climate Change. Björn Lomborg's Copenhagen Consensus on Climate
- Biermann, F. and I. Boas. 2008. Protecting Climate Refugees: The Case for a Global Protocol. *Environment* 50 (6): 8-16
- Blackstock, J.J., D. S. Battisti, K. Caldeira, D. M. Eardley, J. I. Katz, D. W. Keith, A. A. N.
- Patrinos, D. P. Schrag, R. H. Socolow and S. E. Koonin, 2009. Climate Engineering Responses to Climate Emergencies (Novim, 2009),
- Bles, M., 2009. Climate response plan B: An assessment of geoengineering techniques. Research project report CE Delft
- Boyd, P. W., 2008, Ranking geoengineering schemes, *Nature Geoscience*, 1, 722-724
- Brown, D., N. Tuana, M. Averill, P. Baer, R. Born, C. E. Lessa Brandão, R. Frodema, C. Hogenhuis, T. Heyd, J. Lemons, R. McKinstry, M. Lutes, B. Müller, J. D. Gonzalez Miguez, Munasinghe, M., M. S. Muylaert de Araujo, C. Nobre, K. Ott, J. Paavola, C. Pires de Campos, L. Pinguelli Rosa, J. Rosales, A. Rose, E. Wells and L. Westra, 2006. White Paper on the Ethical Dimensions of Climate Change. Program on the Ethical Dimensions of Climate Change, Rocks Ethics institute, Pennsylvania State University
- Brumfiel, G., 2009. Climate-control plans scrutinized. *Nature*, vol. 461 pp19
- CNA Corporation (Centre for Naval Analysis), 2007. National Security and the Threat of Climate Change.
- Dessai, S. and van der Sluijs, J., 2007. Uncertainty and Climate Change Adaptation – a Scoping Study. Copernicus Institute, Utrecht University
- Cascio, 2008. Battlefield earth. *Foreign Policy*, Jan 2008
- CNA (Centre for Naval Analysis), 2007. National Security and the Threat of Climate Change.
- Davies, G., 2009. Law and Policy Issues of Unilateral Geo-engineering: Moving to a managed World. Social Science Research Network
- Deltacommissie, 2008. Samenwerken met Water.
- EACH-FOR, 2008. Preliminary Findings from the EACH-FOR project on Environmentally Induced Migration. The European Research Centre on Migration and Ethnic Relations, Erasmus University Rotterdam (EUR/Erasmus MC), The Netherlands
- ENMOD, 1977. Convention on the Prohibition of Military or any other Hostile Use of Environmental Modification Techniques. Alexandria, United States
- Fleming, J. , 2007, The climate engineers, *Wilson Quarterly* http://www.wilsoncenter.org/index.cfm?fuseaction=wq.essay&essay_id=231274
- IEA (International Energy Agency), 2008. Agreement on an International Energy Program, Paris
- Guillaume, B., 2009. Avoiding a 40C world: a challenge for democracy. Presentation at 4 Degrees and Beyond International Climate Conference, Oxford University
- Hansen, J., Mki. Sato, P. Kharecha, D. Beerling, R. Berner, V. Masson-Delmotte, M. Pagani, M. Raymo, D.L. Royer, and J.C. Zachos, 2008: Target atmospheric CO₂: Where should humanity aim? *Open Atmospheric Science Journal*, 2, 217-231
- IMO (International Maritime Organization), 2007. Resolution October 2008 of the London Convention on the Prevention of Marine Pollution by Dumping of Wastes and other Matter
- IPCC, 2007a. Climate change 2007. The Physical Science Basis. Cambridge University Press
- IPCC, 2007b. Climate change 2007. Impacts, Adaptation and Vulnerability. Cambridge University Press
- IPCC, 2007c. Climate change 2007. Mitigation of Climate Change. Cambridge University Press
- Kattenberg, A and G. Verver, 2009. Exploring the boundaries of climate change
- A review of thirteen climate eventualities, KNMI, De Bilt.
- Kollmanskog, 2008. Future floods of refugees. A comment on climate change, conflict and forced migration, Norwegian Research Council, Oslo
- Leemans, R., R. Hutjes, N. Marinova, A. van Vliet, 2009. Assessment of impacts, vulnerability and adaptation: an update. PBL (in press)

- Linnerooth-Bayer, J., R. Mechler and G. Pflug, 2005. Refocusing Disaster Aid, *Science*, vol. 309, pp 1044-1046
- Marino, B.D.V. and H.T. Odum, 1999. *Biosphere 2: Research Past and Present*. Pergamon Press Inc.
- McLeman, R. and B. Smit, 2005. Migration as an Adaptation to Climate Change. *Climatic Change* 76, vol. 1-2, pp. 31-53
- Ministerie van Defensie, 2009. Conceptanalyse van de drijvende kracht Klimaat. Project Verkenningen: Houvast voor de krijgsmacht van 2020. Interdepartementale Projectgroep van de Ministeries van Defensie, Financiën, Binnenlandse Zaken en Koninkrijksrelaties, Justitie, Ontwikkelingssamenwerking en Buitenlandse Zaken (publication autumn 2009)
- Morton, A., P. Boncour and F. Laczko, 2008. Human security policy challenges. *Forced Migration Review*. Climate change and displacement. Issue 31.
- Muylaert de Araujo, M.S., L. Pinguelli Rosa and D. Brown, 2007. Ethical issues created by geoengineering proposals – an initial analysis, *Climethics*
- Parsons, E., 2006. Reflections of Air capture: The Political Economy of Active Intervention in the Global Environment. *Climatic Change*, vol. 74, pp 5-15
- PBL (Netherlands Environmental Assessment Agency), 2009. *Wegen naar een klimaatbestendig Nederland*. Bilthoven and The Hague.
- RC/RC, 2007. *Red Cross/Red Crescent Climate Guide*. Climate Change Centre, The Netherlands
- Ricke, K., M. Granger Morgan, J. Apt, 2008. Unilateral geo-engineering. Briefing notes, Council of Foreign Relations, Washington, D.C.
- Runneboom, T. and G. Feller, 2008. The global CO₂ supply/demand balance and the storage of CO₂ equivalents in the world. Presentation at COP14, Poznan
- Royal Society, 2009. *Geoengineering the climate: science, governance and* Schneider, S., 2009. The worst-case scenario. *Nature*, vol. 458, pp. 1104-1105
- Santilo, D. and P. Johnston, 2009, Is geo-management a defensible response to climate change? An NGO perspective, presentation at the International Scientific Congress Climate Change: Global Risks, Challenges & Decisions, 10-12 March 2009, Copenhagen
- Schellnhuber, J., 2009. The MAD Challenge: Towards a Great Land-Use Transformation? Climate Change Conference, Copenhagen, 12 March 2009
- Schneider S., 2008, Geoengineering: could we or should we make it work? *Philosophical Transactions of the Royal Society A*, 366:3843-3862
- Smith, J. B., S. H. Schneider, M. Oppenheimer, G. W. Yohe, W. Hare, M. D. Mastrandrea, A. Patwardhan, I. Burton, J. Corfee-Morlot, C. H. D. Magadza, H.-M. Fussler, A. B. Pittock, A. Rahman, A. Suarez, and J.-P. van Ypersele. 2009. Assessing dangerous climate change through an update of the Intergovernmental Panel on Climate Change (IPCC) 'reasons for concern'. *Proceedings of the National Academy of Sciences* 106:4133-4137
- Sprinz, D. F., R. Lempert, and J. Scheffran, 2007, Decision-making in Long-Term Climate Policy: Uncertainty, Complexity and Multiple Agent, Paper presented at the annual meeting of the International Studies Association 48th Annual Convention, Hilton Chicago, CHICAGO, IL, USA Online < http://www.allacademic.com/meta/p179943_index.html
- Swart, R.J. & G.R. Biesbroek, 2008. *Adaptatie van infrastructuur aan klimaatverandering; strategieën in andere landen*. Wageningen, Alterra, Alterra-rapport 1826.
- Tollefson, J., 2008. Climate war games, *Nature*, 5 August
- UNCBD (United Nations Convention on Biological diversity), 2008. COP9 Decision IX/16 on Biodiversity and Climate Change, Bonn
- UNHCR (United Nations High Commissioner on Refugees), 2008. Climate change, natural disasters and human displacement: a UNHCR perspective. Geneva
- Victor, D.G., M. Granger Morgan, J. Steinbrunner and K. Ricke, 2009. The geoengineering option. *Foreign Affairs*, March/April 2009
- Victor, D., 2008. On the regulation of geoengineering. *Oxford Review of Economic Policy*, Volume 24, Number 2, pp. 322-336
- Virgoe, J., 2008. International governance of a possible geoengineering intervention to combat climate change. *Climatic Change*, on line first.
- Warner, K., 2009. Migration: Adaptation or Failure to Adapt? Findings from a global empirical study. Climate Change Conference, Copenhagen, 12 March 2009
- WBGU (German Advisory Council on Global Change), 2006. *The Future Oceans – Warming Up, Rising High, Turning Sour*, Berlin
- Wigley, T. M. L., 2006, A combined mitigation/geoengineering approach to climate stabilization, *Science*, 314, 452– 454
- WRI, 2008. *World Resources Institute Carbon Dioxide (CO₂) Inventory Report For Calendar Years 2006 & 2007*, Washington D.C.
- Zoeteman, B. and W.C. Kersten. Preparing for worst case climate change scenarios (revised). Background paper VROM International Affairs Think Tank 8 July 2009. Telos. Tilburg. August 2009
- References to Appendix A. Drastic emission reduction; A.1. CO₂ capture and storage*
- Bakker, S., H. de Coninck, and H. Groenenberg, 2008. CO₂ capture and storage. Appendix to *Breaking the Climate Deadlock* (Blair, 2008)
- Dril et al., 2005. Reference projection energy and emissions 2005 – 2020 (in Dutch). ECN-C-05-089
- Groenenberg, H. and H.C. de Coninck, 2008. Effective EU and Member State policies for stimulating CCS. *International Journal of Greenhouse Gas Control* 2:653-664
- Koornneef, J., T. van Keulen, A. Faaij, W. Turkenburg, 2008. Life cycle assessment of a pulverized coal power plant with post-combustion capture, transport and storage of CO₂. *International Journal of Greenhouse Gas Control* 2:448-467
- IPCC, 2005. IPCC Special Report on Carbon Dioxide Capture and Storage. Prepared by Working Group III of the Intergovernmental Panel on Climate Change [Metz, B., O. Davidson, H. C. de Coninck, M. Loos, and L. A. Meyer (eds.)]. Cambridge University Press, Cambridge, United Kingdom and New York, NY, USA, 442 pp
- IPCC, 2007. Climate Change 2007: Mitigation. Contribution of Working Group III to the Fourth Assessment Report of the Intergovernmental Panel on Climate Change [B. Metz, O.R. Davidson, P.R. Bosch, R. Dave, L.A. Meyer (eds)], Cambridge University Press, Cambridge, United Kingdom and New York, NY, USA
- IEA, 2008a. *Energy Technology Perspectives. Scenarios & strategies to 2050*, in support of the G8 Plan of Action. OECD/IEA, Paris, France
- IEA, 2008b. *CO₂ capture and storage, A key carbon abatement option*. IEA Energy Technology Analysis: OECD/IEA, Paris, France
- New gas platform, 2008. *Setting the incentives right for timely CCS deployment*. Report by the Netherlands Working Group 'Schoon Fossiel', 40 pp
- Reinaud, 2008. *Issues behind competitiveness and carbon leakage*. Focus on the heavy industry. IEA Information paper, IEA/OECD 2008
- Telegraaf, 2009. Raad Barendrecht stemt tegen CO₂ opslag: June 29th, 2009. http://www.telegraaf.nl/binnenland/4283709/_Barendrecht_blijft_tegen_CO2_opslag_.html.
- References Appendix A. Drastic emission reduction; A. 2. Power Supply – Nuclear Energy*
- Bruggink, J.J.C. and B.C.C. Van der Zwaan, 2001. The role of nuclear energy in establishing sustainable energy paths, ECN C-01-109, Amsterdam, October 2001.
- Clery, D., 2009. ITER gets the nod for slower, step-by-step approach, *Science* vol. 324 no. 5935, June 2009
- IAEA, 2007. *Energy, electricity and nuclear power: development and projections*, IAEA, Vienna, 2007
- IAEA, 2008. *Climate Change and Nuclear Power*, IAEA, Vienna, 2008
- IEA, 2008. *World Energy Outlook 2008*, IEA, Paris, 2008
- NIC, 2008. *Global Trends 2025: a Transformed World*, National Intelligence Council, November 2008.
- Scheepers, M.J.J. et al., 2007. *Fact Finding Kernenergie t.b.v. de SER commissie Toekomstige Energievoorziening*, ECN/NRG, Petten, September 2007
- Sailor et al., 2005. A Nuclear Solution to Climate Change?, *Science*, vol. 288 no. 5469, May 2000.
- Smil, V., 2003. *Energy at the cross roads: global perspectives and uncertainties*, MIT Press
- Vaillancourt, K., M. Labriet, R. Loulou and J-P Waaub, 2008. The role of nuclear energy in long-term climate scenarios: An analysis with the World-TIMES model, *Energy Policy* 36:2296-2307
- Zwaan, B. van der, 2008. Prospects for nuclear energy in Europe, *International Journal of Global Energy Issues*, vol 30 no. 1-4, 2008
- References Appendix A. Drastic emission reduction; A. 3. Energy Supply – Renewable Electricity*
- Daniels, B., 2005. *Energy-efficiency opportunities for the Dutch energy-intensive industry and refineries towards 2020*. ECN-I-05-003, Petten, The Netherlands
- IEA, 2008. *World Energy Outlook 2008*
- IEA, 2002. *Renewable Energy ... into the Mainstream*, IEA Renewable Energy Working Party, Novem, Sittard, October 2002
- Tennet, 2007. *Opgesteld vermogen in Nederland*, Arnhem, TenneT
- IPCC, 2007. Climate Change 2007: Mitigation. Contribution of Working Group III to the Fourth Assessment Report of the Intergovernmental Panel on Climate Change [B. Metz, O.R. Davidson, P.R. Bosch, R. Dave, L.A. Meyer (eds)], Cambridge University Press, Cambridge, United Kingdom and New York, NY, USA. AR4 mitigation

References Appendix A. Drastic emission reduction; A. 5. Transport and its infrastructure

- CE Delft, 2007. Green4sure, het groene energieplan, achtergrondrapport (in Dutch). Report 07-3189.15c, Delft, May 2007, www.green4sure.nl.
- EEA, 2009. Transport at a crossroads - TERM 2008 indicators tracking transport and environment in the European Union. EEA Report No 3/2009.
- Grütter, J., 2007. The CDM in the Transport Sector. Module 5d. Sustainable Transport: A Sourcebook for Policy-makers in Developing Cities. GTZ
- Hanschke, C., 2009. Monitor Schoon en Zuinig. Actuele stand van zaken – 2008. ECN report ECN-E-09-030
- Hanschke, C., M. Uyterlinde, P. Kroon, H. Jeeninga, H. Londo, 2009. Duurzame innovatie in het wegverkeer. Een evaluatie van vier transitiepaden voor het thema Duurzame Mobiliteit (in Dutch). ECN report ECN-E—08-076
- Hileman, J. D. Ortiz, J. Bartis, H. Wong, P. Donohoo, M. Weiss, I. Waitz, 2009. Near-Term Feasibility of Alternative Jet Fuels. MIT/RAND Technical report, www.rand.org
- Hoan, A., K. Geurs, H. de Wilde, C. Hanschke, M. Uyterlinde, 2009. CO₂ emission reduction in transport. Confronting medium-term and long term options for achieving climate targets in the Netherlands. PBL publication number 500076009
- Johansson, B., 2009. Will restrictions on CO₂ emissions require reduction in transport demand? *Energy Policy* 37(2009) 3212–322
- Kahn Ribeiro, S., S. Kobayashi, M. Beuthe, J. Gasca, D. Greene, D. S. Lee, Y. Muromachi, P. J. Newton, S. Plotkin, D. Sperling, R. Wit, P. J. Zhou, 2007. Transport and its infrastructure. In *Climate Change 2007: Mitigation. Contribution of Working Group III to the Fourth Assessment Report of the Intergovernmental Panel on Climate Change* [B. Metz, O.R. Davidson, P.R. Bosch, R. Dave, L.A. Meyer (eds)], Cambridge University Press, Cambridge, United Kingdom and New York, NY, USA.
- OECD/IEA, 2005. Saving oil in a hurry. Paris.
- VROM-Raad, 2008. Een prijs voor elke reis. Een beleidsstrategie voor CO₂-reductie in verkeer en vervoer. Gezamenlijk advies van de Raad voor Verkeer en Waterstaat, de VROM-raad en de Algemene Energie Raad (in Dutch)

References Appendix A. Drastic emission reduction; A. 6. Industry

- McKinsey, 2009. Pathways to a Low-Carbon economy: version 2 of the Global Greenhouse Gas Abatement Curve, http://www.mckinsey.com/client-service/ccsi/pathways_low_carbon_economy.asp
- Warrell, E., L. Price, N. Martin, C. Hendriks, L. Ozawa Meida, 2001. Carbon Dioxide Emissions from the Global Cement Industry, Annual Review of Energy and the Environment, vol. 26:303-329, November 2001.

References Appendix A. Drastic emission reduction; A. 7. Buildings sector

- Boonekamp, P.G.M. and Siderius, P.J.S., 2008. Energy Efficiency Action Plan for the Netherlands - Elaboration on methods and results , ECN-E—07-079, ECN, Petten
- Dril, A.W.N. van and H.E. Elzenga, 2005. Referentieraming energie en emissies 2005-2020, ECN/MNP
- EMEEES, 2006. Evaluation and Monitoring for the EU Directive on energy end-use efficiency and energy services (EMEEES), IEA proposal 2005, Wuppertal Institute for Climate, Environment, Energy
- ESD, 2006. Directive 2006/32/EC if the European Parliament and the Council on energy enduse and energy services, Brussels
- EZ, 2007. Schoon & Zuinig werkprogramma, Ministerie van Economische Zaken, september
- Menkveld, M., 2007. Beoordeling werkprogramma Schoon en Zuinig, ECN-E—07-067, ECN, Petten
- Appendix B. Removing greenhouse gases from the atmosphere; B.1. Agriculture, Forestry and other Land Use (AFOLU)
- Daniels, B., J. Farla (2006). Optiedocument energie en emissies 2010/2020. ECN-C—05-105. Petten, The Netherlands
- Government of Brazil (2008). National Plan on Climate Change. Brasilia, December 2008.
- Nabuurs, G.J., O. Masera, K. Andrasko, P. Benitez-Ponce, R. Boer, M. Dutschke, E. Elsiddig, J. Ford-Robertson, P. Frumhoff, T. Karjalainen, O. Krankina, W.A. Kurz, M. Matsumoto, W. Oyhantcaba, N.H. Ravindranath, M.J. Sanz Sanchez, X. Zhang, 2007. Forestry. In *Climate Change 2007: Mitigation. Contribution of Working Group III to the Fourth Assessment Report of the Intergovernmental Panel on Climate Change* [B. Metz, O.R. Davidson, P.R. Bosch, R. Dave, L.A. Meyer (eds)], Cambridge University Press, Cambridge, United Kingdom and New York, NY, USA.
- Ornstein L., Aleinov I., and Rind D., 2009. Irrigated afforestation of the Sahara and Australian Outback to end global warming, *Climatic Change* on line first

- Pirard, 2008. Reducing Emissions from Deforestation and Degradation in non Annex 1 countries. Breaking the Climate Deadlock Briefing paper. Available from <http://www.theclimategroup.org/> (Accessed 27 May 2009)
- Reijnders, L. (2009) Are forestation, bio-char and landfilled biomass adequate offsets for the climate effects of burning fossil fuels? *Energy Policy* 37 (2009) 2839–2841.
- Smith, P., D. Martino, Z. Cai, D. Gwary, H. Janzen, P. Kumar, B. McCarl, S. Ogle, F. O'Mara, C. Rice, B. Scholes, O. Sirotenko, 2007. Agriculture. In *Climate Change 2007: Mitigation. Contribution of Working Group III to the Fourth Assessment Report of the Intergovernmental Panel on Climate Change* [B. Metz, O.R. Davidson, P.R. Bosch, R. Dave, L.A. Meyer (eds)], Cambridge University Press, Cambridge, United Kingdom and New York, NY, USA.
- Stehfest, E., L. Bouwman, D. van Vuuren, M. den Elzen, B. Eickhout, P. Kabat, 2009. Climate benefits of a changing diet. *Climatic change* 2
- Thomson, A. M., Izaurralde, R. C., Smith S. J., and Clarke, L. E. 2007. Integrated estimates of global terrestrial carbon sequestration. *Global Environmental Change* 18:192–203
- Trines E., N. Hohne, M. Jung, M. Skutsch, A. Petsonk, G. Silva-Chavez, P. Smith, G.J. Nabuurs, P. Verweij and B. Schlamadinger, 2006. Integrating agriculture, forestry and other land use in future climate regimes. Methodological issues and policy options. Summary from WAB Report 500102 002, Netherland Environmental Assessment Agency
- van Minnen, J., Strengers B., Eickhout B., Swart R., and Leemans R., 2008. Quantifying the effectiveness of climate change mitigation through forest plantations and carbon sequestration with an integrated land-use model. *Carbon Balance and Management*. 2008;3:3

Appendix B. Removing greenhouse gases from the atmosphere; B.2. Enhanced ocean sequestration

- Ayers, G.P. and Gillett, R.W., 2000. DMS and its oxidation products in the remote marine atmosphere: implications for climate and atmospheric chemistry. *Journal of Sea Research* 43: 275-286.
- Aumont, O. & Bopp, L. 2006. Globalizing results from ocean in situ iron fertilization. *Global Biogeochemical Cycles* 20, GB2017
- Boyd, P. W, 2008. Implications of large-scale iron fertilization of the oceans, *Marine Ecology Progress Series*, Vol. 364, pp. 213-218
- Boyd, P. W. et al., 2007. Mesoscale iron enrichment experiments 1993–2005: synthesis and future directions. *Science* 315, 612–617
- Buesseler, K. O., J. E. Andrews, S. M. Pike, and M. A. Charette, 2004. The effects of iron fertilization on carbon sequestration in the Southern Ocean, *Science*, 304, 414– 417
- Charlson, R.J., Lovelock, J.E., Andrea, M.O. and Warren, S.G., 1987. Oceanic phytoplankton, atmospheric sulfur, cloud albedo and climate. *Nature* 326: 655-661
- Falkowski, P. G., 1997. Evolution of the nitrogen cycle and its influence on the biological sequestration of CO₂ in the ocean. *Nature* 387, 272–275
- Golomb D. et al., 2005. Laboratory Investigations in Support of Carbon Dioxide-Limestone Sequestration in the Ocean, Semi-Annual Technical Progress Report for the period 01/09/2005 - 07/08/2005
- Jin, X. and Gruber N., 2003. Offsetting the radiative benefit of ocean iron fertilization by enhancing N₂O emissions, *Geophysical Research Letters*, 30(24), 2249
- Gondwe, M., M. Krol, W. Gieskes, W. Klaassen, and H. de Baar, 2003. The contribution of ocean-leaving DMS to the global atmospheric burdens of DMS, MSA, SO₂, and NSS SO₄, *Global Biogeochemical Cycles*, 17(2), 1056
- Harvey, L. D. D., 2008. Mitigating the atmospheric CO₂ increase and ocean acidification by adding limestone powder to upwelling regions, *Journal of Geophysical Research*, 113,
- Hutchins D. and Bruland K., 1998. Iron-limited diatom growth and Si: N uptake ratios in a coastal upwelling regime. *Nature* 393: 561-564
- Karl DM, Letelier RM , 2008. Nitrogen fixation-enhanced carbon sequestration in low nitrate, low chlorophyll seas. *Marine Ecology Progress Series* 364:257–268
- Kheshgi, H. S., 1995. Sequestering atmospheric carbon dioxide by increasing ocean alkalinity, *Energy*, 20, 915– 922
- Lampitt, R.S., Achterberg, E.P., Anderson, T.R., Hughes, J.A., Iglesias-Rodriguez, M.D., Kelly-Gerrey, B.A., Lucas, M., Popova, E.E., Sanders, R., Shepherd, J.G., Martin, J.H., Gordon, R.M., 1988. Northeast Pacific iron distributions in relation to phytoplankton productivity. *Deep-Sea Research* 1 35, 177–196
- Lampitt R. S, et al., 2008. Ocean fertilization: a potential means of geoengineering? *Philosophical Transactions of the Royal Society A* 366, 3919–3945
- Levasseur M., et al., 2006. DMS and DMS dynamics during a mesoscale iron fertilization experiment in the northeast Pacific . I. Temporal and vertical distributions. *Deep-Sea Res* II 53:2353–2369
- Lovelock, J. E. and Rapley, C. G., 2007. Ocean pipes could help the Earth to cure itself. *Nature* 449, 403

- Lutz, M. J., K. Caldeira, R. B. Dunbar, and M. J. Behrenfeld, 2007. Seasonal rhythms of net primary production and particulate organic carbon flux to depth describe the efficiency of biological pump in the global ocean, *Journal of Geophysical Research*, 112, C10011
- Pollard, R., Salter, I., Sanders, J. et al., 2009. Southern Ocean deep-water carbon export by natural iron fertilisation. *Nature*. 457:577-580
- Rau, G. H., K. G. Knauss, W. H. Langer, and K. Caldeira, 2007. Reducing energy-related CO₂ emissions using accelerated weathering of limestone, *Energy*, 32, 1471–1477.
- Raven, J. A., and Falkowski, P. G., 1999. Oceanic sinks for atmospheric CO₂, *Plant, Cell and Environment*, 22 (6): 741–755
- Rau, G. H. and Caldeira, K., 1999. Enhanced carbonate dissolution: a means of sequestering waste CO₂ as ocean bicarbonate. *Energy Conversion and Management* 40, 1803-1813.
- Raven, J. et al., 2005. Ocean acidification due to increasing atmospheric carbon dioxide. Policy Document 12/05. Roy. Soc. Rep., 12
- Rayfuse and D. Freestone, 2008. Ocean Iron Fertilization and International Law, *Marine Ecology Progress Series* 227-233
- Rayfuse, M.G. Lawrence and K. Gjerde, 2008. Ocean Fertilisation and Climate Change: The need to regulate emerging high seas uses, *International Journal of Marine and Coastal Law*, 23(2), 297-326
- Shepherd, J. G., Inglesias-Rodriguez, D. and Yool, A., 2007. Geoengineering might cause, not cure, problems. *Nature* 449, 781
- Smythe-Wright, D. and Yool, A., 2008. Ocean fertilization: a potential means of geoengineering? *Philosophical Transactions of the Royal Society of London A*, 366, (1882), 3919-3945
- Stefels J., Steinke M., Turner S., Malin G., Belviso S., 2007. Environmental constraints on the production and removal of the climatically active gas dimethylsulphide (DMS) and implications for ecosystem modelling. *Biogeochemistry*, 83, 245
- Tollefson J., 2008. UN decision puts brakes on ocean fertilization, *Nature News* 453, 704
- Wingenter, O.W., K. B. Haase, P. Strutton, G. Friederich, S. Meinardi, D. R. Blake, and F. S. Rowland, 2004. Changing concentrations of CO, CH₄, C₂H₆, CH₃Br, CH₃I, and dimethyl sulfide during the Southern Ocean Iron Enrichment Experiments, *Proceedings of the National Academy of Sciences U. S. A.*, 101, 8537–8541
- Wingenter O.W., Elliot S.M. and Blake D.R., 2007. New Directions: enhancing the natural sulfur cycle to slow global warming, *Atmospheric Environment* 41, pp. 7373–7375
- Zeebe, R. E., and D. Archer, 2005. Feasibility of ocean fertilization and its impact on future atmospheric CO₂ levels, *Geophysical Research Letters*, 32, L09703
- Appendix B. Removing greenhouse gases from the atmosphere; B.3. Aquatic carbon sequestration (algae)**
- AER (Algemene Energie Raad), 2008. Verslag rondetafel biobrandstoffen uit algen. November 2008, The Hague
- Bayless D.J., G.G. Kremer, M.E. Prudich, B.J. Stuart, M.L. Vis-Chiasson, K. Cooksey and J. Muhs, 2001. Enhanced practical photosynthetic CO₂ mitigation. *Proceedings of the first National Conference on Carbon Sequestration*, 5A4, 1–14
- Chaumont D., 1993. Biotechnology of algal biomass production: a review of systems for outdoor mass culture, *Journal of Applied Phycology* 5: 593-604
- Doucha J., Straka F., Lyvanski K., 2005. Utilization of flue gas for cultivation of microalgae (*Chlorella* sp.) in an outdoor open thin-layer photobioreactor, *Journal for Applied Phycology*, 17:403-412
- Janssen M., Tramper J., Mur L., Wijffels R., 2003. Enclosed outdoor photobioreactors: Light regime, photosynthetic efficiency, scale-up, and future prospects, *Biotechnology and Bioengineering*, 81(2): 193 - 210
- Grobelaar J., Mmohn F., Soeder C., 2000. Potential of algal mass cultures to fix CO₂ emissions from industrial point sources, *Arch. Hydrobiol. Suppl. bd., Algal. Stud.*, 133: 169-183
- Pulz O., 2001. Photobioreactors: production systems for phototrophic microorganisms, *Applied Microbiology and Biotechnology*, 57: 287-293
- Pulz O., Gross W., 2004. Valuable products from biotechnology of microalgae, *Applied Microbiology and Biotechnology*, 65: 635–648
- Sijtsma L., Reith H., 2006. Duurzame productie en ontwikkeling van biomassa, zowel in Nederland als in het buitenland, SenterNovem, Platform Groene Grondstoffen
- Ugwu C., Aoyagi H., Uchiyama H., 2007. Photobioreactors for mass cultivation of algae, *Bioresource technology*
- Appendix B. Removing greenhouse gases from the atmosphere; B.4. Carbon storage through industrial mineral carbonation**
- Dunsmore H.E., 1992. A geological perspective on global warming and the possibility of carbon dioxide removal as calcium carbonate mineral, *Energy Conversion and Management*, 33(5–8), 565–572
- Cramer J. M., 2009. Tweede Kamer, vergaderjaar 2008–2009, 30 175, nr. 67
- Gerdemann S.J. O'Connor W.K., Dahlin D.C., Penner L.R., and Rush H., 2007. Ex situ aqueous mineral carbonation. *Environmental Science & Technology*, 41, 2587–2593
- Huijgen, W.J.J., Comans, R.N.J., Witkamp, G., 2007. Cost evaluation of CO₂ sequestration by aqueous mineral carbonation, *Energy Conversion and Management*, 48, 1923-1935
- IPCC, 2005. IPCC Special Report on Carbon Dioxide Capture and Storage. Prepared by Working Group III of the Intergovernmental Panel on Climate Change [Metz, B., O. Davidson, H. C. de Coninck, M. Loos, and L. A. Meyer (eds.)]. Cambridge University Press, Cambridge, United Kingdom and New York, NY, USA, 442 pp.
- Khoo, H.H. and R.B.H. Tan, 2006. Life cycle evaluation of CO₂ recovery and mineral sequestration alternatives, *Environmental Progress*, 25, 208-217
- O'Connor WK et al., 2004. Aqueous mineral carbonation, mineral availability, pretreatment, reaction parametrics, and process studies. DOE/ARC-TR-04–002, Office of Process Development, Albany Research Center, Office of Fossil Energy, US DoE
- Schuiling, R.D. and Krijgsman, P., 2006. Enhanced weathering; an effective and cheap tool to sequester CO₂. *Climatic Change*, 74, nrs 1-3, p.349-354
- Schuiling, R.D., 2009. Real geological storage of CO₂. Unpublished manuscript, Utrecht University
- Sipilä J., Teir S., Zevenhoven R., 2008. Carbon dioxide sequestration by mineral carbonation Literature review update 2005–2007, Report 2008-1
- Stephens J. and Keith D., 2008. Assessing geochemical carbon management, *Climatic Change*, 90, 217–242
- Veld H., Roskam G., Van Enk R., 2008. Desk study on the feasibility of CO₂ sequestration by mineral carbonation of olivine, TNO report 208-U-R0776/B
- Zevenhoven, R., Eloneva, S., Teir, S., 2006. Chemical fixation of CO₂ in carbonates: Routes to valuable products and long-term storage, *Catalysis Today*, 115, 73-79
- Appendix B. Removing greenhouse gases from the atmosphere; B.5. Biochar**
- Lehmann, J., Gaunt, J. and Rondon, M., 2006. Bio-char sequestration in terrestrial ecosystems – a review, *Mitigation and Adaptation Strategies for Global Change*, 11, 403–427
- Lehmann, J., 2007a. Bio-energy in the Black, *Frontiers in Ecology and the Environment*, 5, 381-387
- Lehmann, J., 2007b. A handful of carbon, *Nature* 447, 7141: 143-144.
- Rondon, M., Ramirez, J.A., and Lehmann J. 2005. Charcoal additions reduce net emissions of greenhouse gases to the atmosphere. In: *Proceedings of the 3rd USDA Symposium on Greenhouse Gases and Carbon Sequestration in Agriculture and Forestry*; 2005 Mar 21–24; Baltimore, MD. Baltimore, MD: University of Delaware. p 208
- Sohi, S., Lopez-Capel, E., Krull E., and Bol, R., 2009. Biochar, climate change and soil: A review to guide future research, CSIRO Land and Water Science Report 05/09
- Woolf D., 2008. Biochar as a soil amendment: A review of the environmental implications, last accessed online on 3 March 2009 at http://orgprints.org/13268/01/Biochar_as_a_soil_amendment_-_a_review.pdf
- Appendix B. Removing greenhouse gases from the atmosphere; B.6. Air capture**
- Adam, D., 2008. Could US scientist's 'CO₂ catcher' help to slow warming?, *Guardian* <http://www.guardian.co.uk/environment/2008/may/31/carbonemissions.climatechange>
- Bacocchi, R.; Storti, G.; Mazzotti, M., 2006. Process design and energy requirements for the capture of carbon dioxide from air. *Chemical Engineering and Processing*, 45, (12), 1047-1058.
- Borns, J., 2008. Spongelike Air-Capture Gadget Scrubs Away Carbon Emissions, *Popular Mechanics*, online access at <http://www.popularmechanics.com/science/earth/4256184.html>
- Chemistry world, 2008. Carbon capture breakthrough revealed, online access at <http://www.rsc.org/chemistryworld/Issues/2008/July/CarbonCaptureBreakthroughRevealed.asp>
- Economist, 2009. Scrubbing the skies, online access at http://www.economist.com/opinion/displaystory.cfm?story_id=13174375
- IPCC, 2005. IPCC Special Report on Carbon Dioxide Capture and Storage. Prepared by Working Group III of the Intergovernmental Panel on Climate Change [Metz, B., O. Davidson, H. C. de Coninck, M. Loos, and L. A. Meyer (eds.)]. Cambridge University Press, Cambridge, United Kingdom and New York, NY, USA, 442 pp.
- Keith, D., Ha-Duong M. and Stolaroff J., 2005. Climate strategy with CO₂ capture from the air, *Climatic Change*, 74: 17-45
- Keith, D., 2009. Direct capture of CO₂ from air, University of Calgary, online access at <http://www.ucalgary.com/~keith/Misc/AC%20otechnology%20Dec%202008.pdf>

- Kunzig, R. and Broecker W., 2009. Can technology clear the air? , New Scientist, 2690, online access at <http://www.newscientist.com/article/mg20126901.200-can-technology-clear-the-air.html?full=true>
- Lackner, K. S., P. Grimes, and H.-J. Ziock, 2001. Capturing Carbon Dioxide From Air. In First National Conference on Carbon Sequestration, National Energy Technology Laboratory: Washington, DC.
- Nikulshina, V., M.E. Gálvez, and A. Steinfeld, 2007. Kinetic analysis of the carbonation reactions for the capture of CO₂ from air via the Ca(OH)₂-CaCO₃-CaO solar thermochemical cycle. *Chemical Engineering Journal*, 129, (1-3), 75-83.
- Nikulshina, V.; Ayesa, N.; Galvez, M. E., et al., 2008. Feasibility of Na-based thermochemical cycles for the capture of CO₂ from air - Thermodynamic and thermogravimetric analyses. *Chemical Engineering Journal* 140, (1-3), 62-70
- Nikulshina V., Gebald C., Steinfeld A., 2009, CO₂ capture from atmospheric air via consecutive CaO-carbonation and CaCO₃-calcination cycles in a fluidized-bed solar reactor, *Chemical Engineering Journal*, 146, 244-248
- Stolaroff J., 2006, Capturing CO₂ from ambient air: a feasibility assessment, PhD thesis, Carnegie Mellon University, Pittsburgh, PA, online access at http://www.ucalgary.ca/~keith/Thesis/Stolaroff_2006_Thesis.pdf
- Stolaroff, J., Lowry, G., Keith D., 2008. Carbon dioxide capture from atmospheric air using sodium hydroxide spray, *Environmental Science & Technology*, 42, 2728-2735
- Zeman F. and Keith D., 2008. Carbon Neutral Hydrocarbons, *Philosophical Transactions of the Royal Society (A)*, 366: 3901-3918
- Appendix C. Solar radiation management; C.1. Injections of aerosol or aerosol precursors into stratosphere**
- Bala G., P. B. Duffy, and K. E. Taylor, 2008. Impact of geoengineering schemes on the global hydrological cycle, *Proceeding of the National Academy of Sciences*, 105(22), 7664-7669
- Bala G., 2009. Problems with geoengineering schemes to combat climate change, *Current Science*, 96, 1
- Boucher O., J.A. Lowe and C.D. Jones, 2009. Implications of delayed actions in addressing carbon dioxide emission reduction in the context of geo-engineering. *Climatic Change* 92(3-4): 261
- Brovkin, V., Petoukhov, V., Claussen, M., Bauer, E., Archer, D., and Jaeger, C., 2009. Geoengineering climate by stratospheric sulfur injections: Earth system vulnerability to technological failure, *Climatic Change*, 92, 3-4, 243-259
- Cao, L., K. Caldeira, and A. K. Jain, 2007. Effects of carbon dioxide and climate change on ocean acidification and carbonate mineral saturation, *Geophysical Research Letters*, 34, L05607
- Cicerone R., 2006. Geoengineering: Encouraging Research and Overseeing Implementation, *Climatic Change*, vol. 77, pp. 221-26
- Cohen JE, Tilman D., 1996. Biosphere 2 and biodiversity: the lessons so far. *Science* 274:1150-51
- Crutzen P., 2006. Albedo Enhancement By Stratospheric Sulfur Injections: A Contribution To Resolve A Policy Dilemma? *Climatic Change*, 77, 211-219
- Gedney, N., Cox, P.M., Betts, R.A., Boucher, O., Huntingford, C. and Stott, P.A. 2006. Detection of a direct carbon dioxide effect in continental river runoff records. *Nature* 439: 835-838.
- Fleming, J. R., 2007. The climate engineers, *Wilson Quarterly*, Spring 2007, 46-60.
- Govindasamy, B. and Caldeira K., 2000. *Geophysical Research Letters* 27,2141-2144
- Govindasamy, B., S. Thompson, P. B. Duffy, K. Caldeira, and C. Delire, 2002, Impact of geoengineering schemes on the terrestrial biosphere, *Geophysical Research Letters*, 29(22), 2061
- Gu, L., D. Baldocchi, S. B. Verma, T. A. Black, T. Vesala, E. M. Falge, and P. R. Dwyer, 2002, Advantages of diffuse radiation for terrestrial ecosystem productivity, *Journal of Geophysical Research*, 107(D6), 4050
- Idso, S.B. and Brazel, A.J. 1984. Rising atmospheric carbon dioxide concentrations may increase streamflow. *Nature* 312: 51-53
- Keith D. W., 2001. Geoengineering. *Nature*, 409, 420-420
- Kravitz, B., Robock, A., Oman, L., Stenchikov, G., Marquardt, A., 2009. Sulfuric acid deposition from stratospheric geoengineering with sulfate aerosols. *Journal of Geophysical Research*, 114, D14109
- Lenton T. and Vaughan N. 2009. The radiative forcing potential of different climate geoengineering options. *Atmospheric Chemistry and Physics Discussions*, January 28
- Lunt, D. J., A. Ridgwell, P. J. Valdes, and A. Seale, 2008. Sunshade World: A fully coupled GCM evaluation of the climatic impacts of geoengineering, *Geophysical Research Letters*, 35, L12710
- Matthews H. D. and Caldeira K., 2007. Transient Climate-carbon Simulations of Planetary Geoengineering, *Proceedings of the National Academy of Science*, 104, 9949-9954
- Matthews D., Cao L., and Caldeira K., 2009. Sensitivity of ocean acidification to geoengineered climate stabilization, *Geophysical Research Letters*, Vol. 36, L10706
- Murphy D., 2009. Effect of Stratospheric Aerosols on Direct Sunlight and Implications for Concentrating Solar Power, *Environmental Science and Technology*, 43 (8), 2784-2786
- NAS Panel on Policy Implications of Greenhouse Warming, 1992. Policy Implications of Greenhouse Warming: Mitigation, adaptation and the science base, National Academy Press, 918pp
- Oman, L., A. Robock, G. Stenchikov, G. A. Schmidt, and R. Ruedy, 2005. Climatic response to high-latitude volcanic eruptions, *Journal of Geophysical Research*, 110, D13103
- Oman, L., Robock, A., Stenchikov, G. L., and Thordarson, T., 2006. High-latitude Eruptions Cast Shadow Over the African Monsoon and the Flow of the Nile, *Journal of Geophysical Research*, 33, L18711
- Orr J. C., Fabry V. J., Aumont O., Bopp L., Doney S. C., Feely R. A., Gnanadesikan A., Gruber N., Ishida A., Joos F., et al., 2005. Anthropogenic ocean acidification over the twenty-first century and its impact on calcifying organisms, *Nature* 437, 681-686
- Rasch, Ph., Tilmes, S., Turco, R., Robock, A., Oman, L., Chen, J., Stenchikov, G., Garcia R., 2008. An overview of geoengineering of climate using stratospheric sulphate aerosols, *Philosophical Transactions of the Royal Society*, 366: 4007-4037
- Robock A., 2000. Volcanic Eruptions and Climate. *Reviews of Geophysics*, 38, 191-219
- Robock, A., L. Oman, and G. L. Stenchikov, 2008. Regional climate responses to geoengineering with tropical and Arctic SO₂ injections, *Journal of Geophysical Research*, 113, D16101
- Robock, A. 2008a. 20 reasons why geoengineering may be a bad idea, *Bulletin of the Atomic Scientists*, 64(2), 14- 18, 59
- Robock, A., 2008b. Whither geoengineering? *Science*, 320, 1166-1167
- Royal Society, 2005. Ocean Acidification Due to Increasing Atmospheric Carbon Dioxide, Policy document 12/05
- Sanderson M.G., Collins W.J., Hemming D.L. and Betts R.A., 2007. Stomatal conductance changes due to increasing carbon dioxide levels: Projected impact on surface ozone levels, *Tellus B*, 3, 404-411
- Schneider S., 2001. Earth Systems: Engineering and Management, *Nature*, vol. 409, pp. 417-19, 421
- Soden B. J., Wetherald R. T., Stenchikov G. L., Robock A., 2002. Global Cooling After the Eruption of Mount Pinatubo: A Test of Climate Feedback by Water Vapor, *Science*, 296, 727-730
- Stenchikov, G., K. Hamilton, R. J. Stouffer, A. Robock, V. Ramaswamy, B. Santer, and H.-F. Graf , 2006. Arctic Oscillation response to volcanic eruptions in the IPCC AR4 climate models, *Journal of Geophysical Research*, 111, D07107
- Solomon, S., R. W. Portmann, R. R. Garcia, L. W. Thomason, L. R. Poole, and M. P. McCormick, 1996. The role of aerosol variations in anthropogenic ozone depletion at northern midlatitudes, *Journal of Geophysical Research*, 101(D3), 6713-6727
- Tilmes, S., R. Müller, R. Salawitch, 2008. The sensitivity of polar ozone depletion to proposed geoengineering schemes. *Science*, 320, 1201-1204
- Trenberth KE, Dai A., 2007. Effects of Mount Pinatubo volcanic eruption on the hydrological cycle as an analog of geoengineering. *Geophysical Research Letters* 34(15): L15702
- Tuck, A. F., D. J. Donaldson, M. H. Hitchman, E. C. Richard, H. Tervahattu, V. Vaida, and J. C. Wilson, 2008. On geoengineering with sulphate aerosols in the tropical upper troposphere and lower stratosphere, *Climatic Change*, 90, 3, 315-331
- UN, 1976. Convention on the Prohibition of Military or Any Other Hostile Use of Environmental Modification Techniques <http://www.un-documents.net/enmod.htm>
- Wigley, T. M. L., 2006. A combined mitigation/geoengineering approach to climate stabilization, *Science*, 314, 452- 454
- Wilson, J. C., Jonsson, H. H., Brock, C. A., Toohey, D. W., Avalone, L. M., Baumgardner, D., Dye, J. E., Poole, L. R., Woods, D. C., DeCoursey, R. J., Osborne, M., Pitts, M. C., Kelly, K. K., Chan, K. R., Ferry, G. V., Loewenstein, M., Podolske, J. R., Weaver, S., 1993. In-situ observations of aerosol and chlorine monoxide after the 1991 eruption of Mount Pinatubo: Effect of reactions on sulfate aerosol, *Science* 261, 1140-1143
- Appendix C. Solar radiation management; C.2. Reflectors in space**
- Angel, R., 2006. Feasibility of cooling the Earth with a cloud of small spacecraft near the inner Lagrange point (L1), *Proceedings of the National Academy of Sciences*, U. S. A., 103, 17,184- 17,189.
- Early, James T., 1989. Space-based Solar Shield to Offset Greenhouse Effect, *Journal of the British Interplanetary Society*, 42, 567-569
- Lunt, D. J., A. Ridgwell, P. J. Valdes, and A. Seale, 2008. Sunshade World': A fully coupled GCM-evaluation of the climatic impacts of geoengineering, *Geophysical Research Letters*, 35, L12710
- Keith, D. W., and H. Dowlatabadi, 1992. A serious look at geoengineering, *Eos Transactions*, American Geophysical Union, 73(27), 289
- Keith, D.W., 2000. Geoengineering the Climate: History and Prospect. *Annual Review of Energy and the Environment*, 25: 245-284

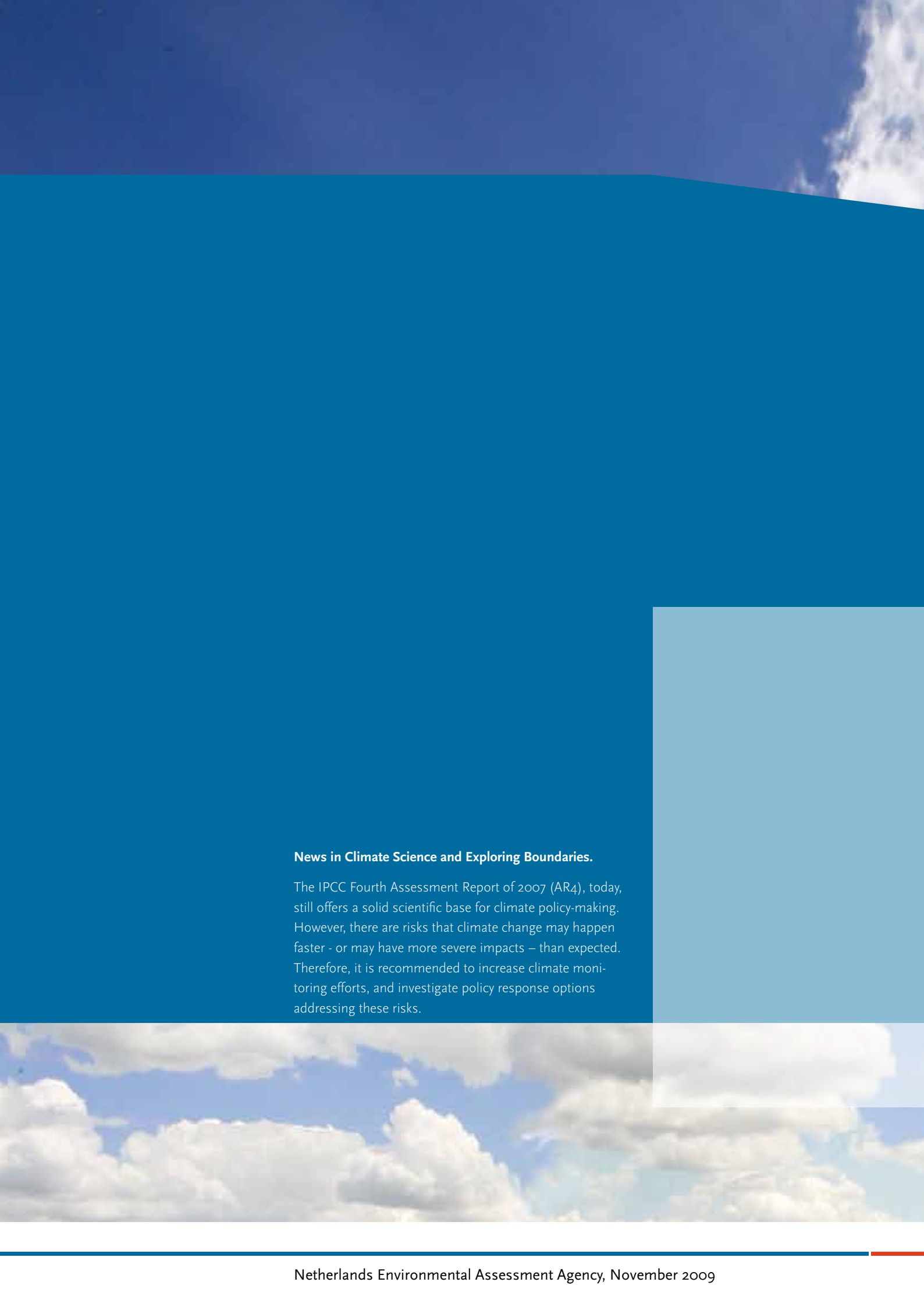
Seifritz, W., 1989. Mirrors to halt global warming? *Nature*, Volume 340, Issue 6235, pp. 603
Science Daily, 2006. Space Sunshade Might Be Feasible In Global Warming Emergency <http://www.sciencedaily.com/releases/2006/11/061104090409.htm>

Appendix C. Solar radiation management; C.3. Cloud modification through sea water injection

Albrecht B.A. 1989. Aerosols, cloud microphysics and fractional cloudiness, *Science*.245, 1227–1230
Bower K., T.W.Choulaton, J.Latham, J.Sahraei and S.Salter., 2006. Computational Assessment of a Proposed Technique for Global Warming Mitigation Via Albedo-Enhancement of Marine Stratocumulus Clouds. *Atmospheric Research* 82, 328-336.
Enercon, 2008, Christening and launch of “E-Ship 1” in Kiel, press release http://www.offshore-wind.de/page/fileadmin/offshore/Kurznachrichten/2008/KN_010808_E-ship_englisch.pdf
Latham, J., 1990. Control of global warming. *Nature*, 347, 339-340.
Latham, J., 2002. Amelioration of Global Warming by Controlled Enhancement of the Albedo and Longevity of Low-Level maritime Clouds. *Atmospheric Science Letters*, 52-58
Latham J., P.J. Rasch, C.C.Chen, L. Kettles, A. Gadian, A. Gettelman, H. Morrison, S. Salter, 2008. Global Temperature Stabilization via Controlled Albedo Enhancement of Lowlevel Maritime Clouds, *Philosophical Transactions of the Royal Society A: Mathematical, Physical and Engineering Sciences* 366 (1882), pp. 3969-3987
Salter S., Sortino G. and Latham J., 2008. Sea-going Hardware for the Cloud Albedo Method of Reversing Global warming. *Philosophical Transactions of the Royal Society A: Mathematical, Physical and Engineering Sciences* 366 (1882), pp. 3989-4006
Salter S., 2005. Beyond carbon: consideration of albedo control technologies to mitigate climate change, Business Beyond Kyoto: Royal Botanic Gardens, Edinburgh 7th October 2005, http://www.brdt.org/content/fx.brdt/resources/S_Salter_paper_BBK.pdf
Slingo A., 1990. Sensitivity of the Earth’s radiation budget to changes in low clouds. *Nature*. 343, 49–51
Twomey S., 1977. Influence of pollution on the short-wave albedo of clouds. *Journal of Atmospheric Sciences* 34, 1149–1152

Appendix C. Solar radiation management; C.4. Albedo changes on terrestrial systems

Akbari H., Menon S. and Rosenfeld A., 2009. Global cooling: increasing world-wide urban albedos to offset CO₂, *Climatic Change*
Betts R., Falloon P., Goldewijk K., Ramankutty N., 2007. Biogeophysical effects of land use on climate: Model simulations of radiative forcing and large-scale temperature change, *Agricultural and Forest Meteorology*, 142, 2-4, 216-233
Bonan, G.B., 1997. Effects of land use on the climate of the United States, *Climatic Change*, 37, 449–486
Gaskill A., 2004. Summary of Meeting with U.S. DOE to Discuss Geoengineering Options to Prevent Abrupt and Long-Term Climate Change, <http://www.global-warming-geo-engineering.org/DOE-Meeting/DOE-Geoengineering-Climate-Change-Meeting/ag1.html>
Hamwey, R. M., 2007. Active amplification of the terrestrial albedo to mitigate climate change: An exploratory study, *Mitigation and Adaptation Strategies for Global Change* 12: 419–439
HARC (Houston Advanced Research Center), 2004. Cool Houston: A Plan for Cooling the Region, Houston, TX, HARC.
Lenton T. M. and Vaughan N. E., 2009. Radiative forcing potential of climate geoengineering, *Atmospheric Chemistry and Physics Discussions* 9, 2559–2608
Ridgwell A., Singarayer J., Hetherington A., Valdes P., 2009. Tackling Regional Climate Change By Leaf Albedo Bio-geoengineering, *Current Biology*, 19, 2, 146-150
Tsvetinskaya, E. A., Schaaf, C. B., Gao, F., Strahler, A. H., Dickinson, R. E., Zeng, and Lucht, W., 2002. Relating MODIS-derived surface albedo to soils and rock types over Northern Africa and the Arabian peninsula, *Geophysical Research Letters*, 29, 135



News in Climate Science and Exploring Boundaries.

The IPCC Fourth Assessment Report of 2007 (AR4), today, still offers a solid scientific base for climate policy-making. However, there are risks that climate change may happen faster - or may have more severe impacts – than expected. Therefore, it is recommended to increase climate monitoring efforts, and investigate policy response options addressing these risks.